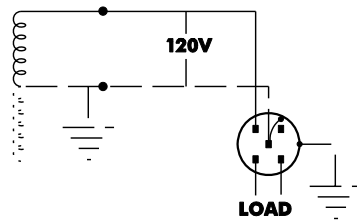


SINGLE PHASE SOCKETS

1.07.1

**SECTION
1.07A**

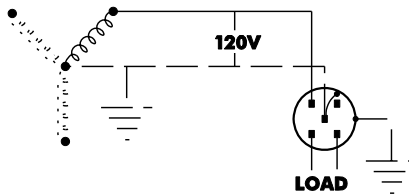
120V 2W 1Ø (OFF 120/240V 1Ø 3W)



REFER TO DWG: 4.02.1

**SECTION
1.07A**

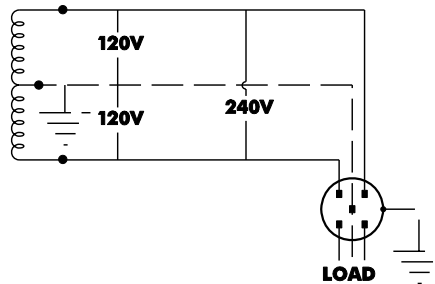
120V 2W 1Ø (OFF 120/208V 3Ø 4W)



REFER TO DWG: 4.02.1

**SECTION
1.07B**

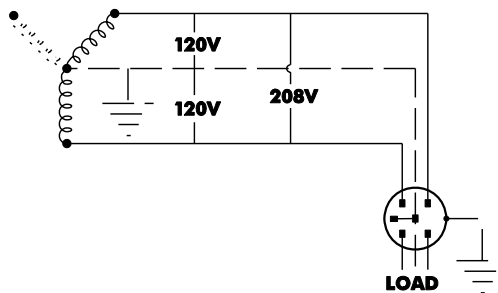
120/240V 1Ø 3W



**REFER TO DWG:
4.02.2 THRU 4.02.7**

**SECTION
1.07C**

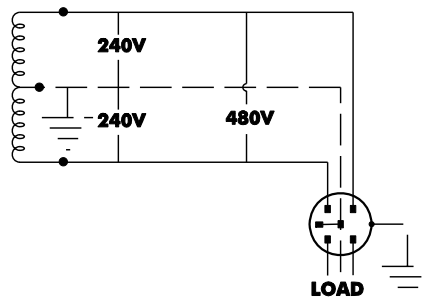
120/208V 1Ø 3W (OFF 120/208V 3Ø 4W)



REFER TO DWG: 4.02.14

**SECTION
1.07D
OVERHEAD
ONLY**

240/480V 1Ø 3W



REFER TO DWG: 4.02.9