

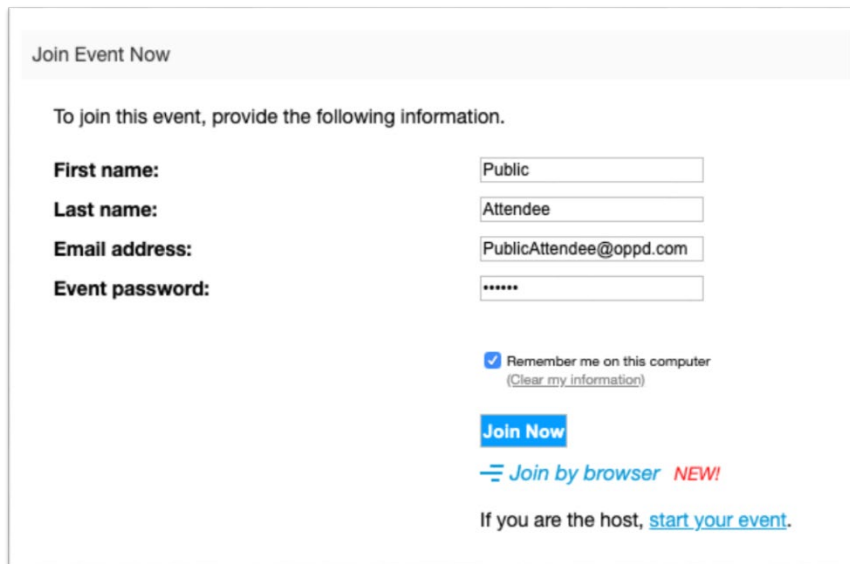
How to Use Webex Events Audio/Video Conference Platform for Public Attendees (Effective April 2020 until further notice)

To join a Webex Event Board Meeting, you will need the following equipment:

- Access to a computer with internet access
and
- Access to a phone (if the computer used does not have audio capabilities)

Instructions to Join the Tuesday All Committee Meeting

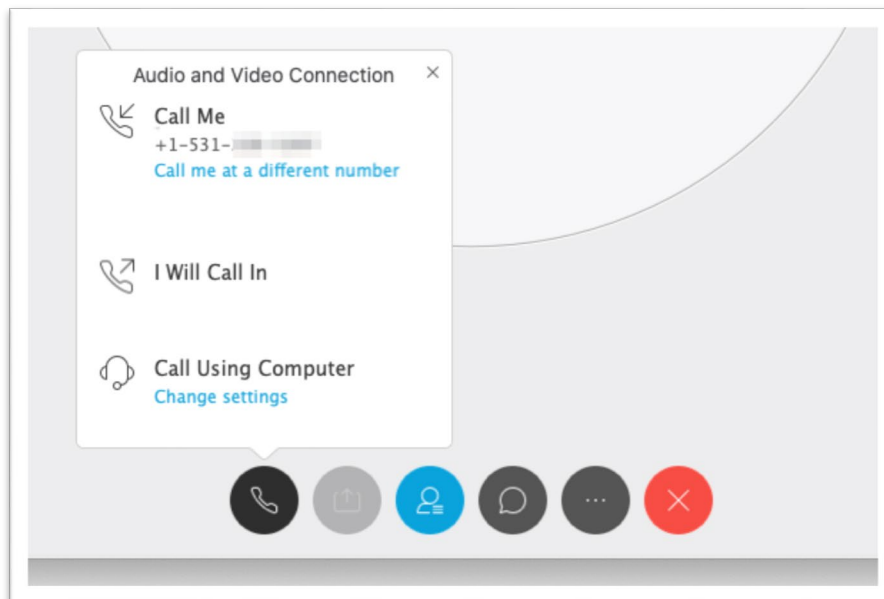
1. On the day of the meeting, go to OPPD's website: www.oppd.com/CommitteeAgenda
2. Click on the Webex Event link to join the meeting.



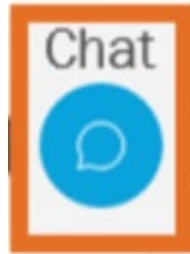
The screenshot shows a 'Join Event Now' form with the following fields and options:

- First name:** Public
- Last name:** Attendee
- Email address:** PublicAttendee@oppd.com
- Event password:** *****
- Remember me on this computer (Clear my information)
- Join Now** (button)
- [Join by browser](#) **NEW!**
- If you are the host, [start your event](#).

3. You will have the option to join via phone or computer audio. You will be muted upon entry into the virtual meeting.



4. Public comments are not taken during the All Committee meeting. If you have technology questions or comments, please use the **Chat** feature in Webex to type and send a message to the event Host. To access the **Chat** feature, click on the **Chat** bubble.



If you are disconnected from the Webex meeting, please attempt to rejoin.