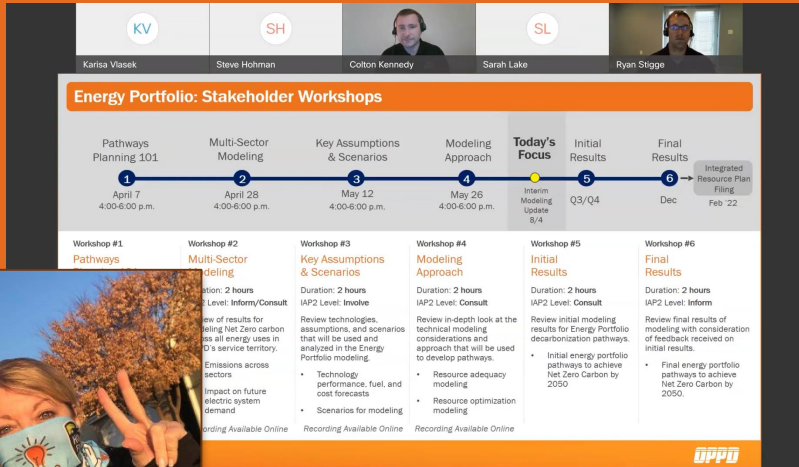


Monitoring Report: SD13: Stakeholder Outreach & Engagement Public Information Committee

October 19, 2021

Lisa Olson, Vice President – Public Affairs

Another historic year and it accelerated our growth



ONLINE WORKSHOPS

Decarbonization: Energy Portfolio Online Workshops

Recordings of all past workshops and updates are available to view. In addition, a summary video of past workshops is also available.

[Read more](#)



"Power with Purpose" Community Meeting
South 168th Street & Fairview Road
Tuesday, Sept. 29, 2020
6-7 p.m.

Thank you for joining us!
We look forward to sharing more information with you and answering your questions during the Q & A period.

Please note this meeting will be recorded and posted later at OPPDPCommunityConnect.com.

SD-13: Stakeholder Outreach & Engagement

As a publicly owned utility, OPPD is committed to engaging its customers, the community and other stakeholders.* OPPD shall:



- **Use an integrated, clear and transparent engagement process that:**
 - Provides meaningful ways for customer-owners to participate and provide feedback.
 - Is representative of the interested and impacted customer-owner segments that OPPD serves.



- **Share context with customer-owners around key decisions.**



- **Continuously evaluate and improve its outreach and engagement processes.**

OPPD's outreach work has rapidly intensified in volume and complexity, and our approach has matured along the way

2016

- 1. Integrated Resource Planning
- 2. Generation Options – Fort Calhoun

2017

- 1. Community Solar
- 2. Sarpy & La Vista Transmission Projects

2018


- 1. Community Solar
- 2. SD-7 Revisions

2019

- 1. VW Settlement
- 2. Power with Purpose
- 3. LED Streetlights
- 4. EV Outreach
- 5. DSM Potentiality
- 6. SD-7 Revisions
- 7. 5 Strategic Initiatives Launched

2020

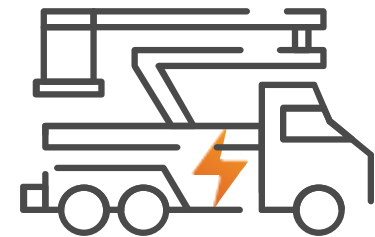

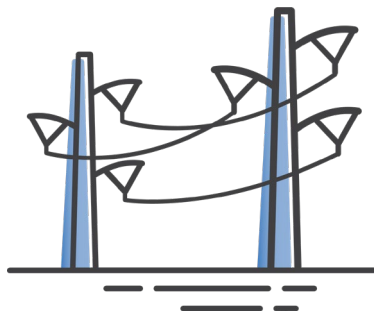
- 1. Power with Purpose
- 2. Southwest Sarpy Transmission
- 3. State of the utility
- 4. Powering the Future 2050
- 5. Pathways to Decarbonization
- 6. BNSF Arbor Line
- 7. Green Power



2021 outreach included many large-scale initiatives

Initiatives, projects & continued areas of focus since our last report

- Power with Purpose
- Southwest Sarpy Transmission Project
- Powering the Future to 2050
- Pathways to Decarbonization – Energy Portfolio, Community and Customer Pathways
- Customer Engagement for the Future
- BRIGHT Battery Storage Project
- Integrated Resource Plan
- CEO Transition
- Green Power
- Emergency Response – Polar Vortex, Windstorm

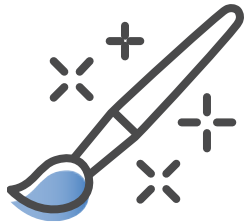


The Art and Science of Stakeholder Outreach

SD-13 requires we use both intuition and measurement

Art is intuitive, imprecise and subjective

- **Trusted relationships, creative approaches**
- SD13 provides stakeholders a voice in the process
- No two stakeholders are alike, and outreach is not one-size-fits-all
- OPPD flexes to meet stakeholders where they are
- OPPD has built trusted relationships and cultivated a culture of stakeholder collaboration



Science is researched, measured and objective

- **Measurement, continual improvement, new tools**
- Proven approaches – like IAP2 – help us align with industry standards
- Benchmarking and research are used to identify gaps and best practices
- Measuring results helps us make real-time adjustments to broaden our reach




As a result, we measure success in many ways.

- Success is supporting OPPD's Strategic Directives, Strategic Initiatives and other business objectives to deliver an outcome where stakeholder engagement is critical
- Success may look different from one individual or group to the next, and even from one project to the next
- Success doesn't always mean agreement or consent
 - ✓ Were stakeholders engaged in meaningful ways?
 - ✓ Were they informed using multiple methods?
 - ✓ Even if stakeholder didn't agree with the decision, were they satisfied with the process?
 - ✓ Do they understand how and why decisions were made?
 - ✓ Did we listen and make accommodations where we could throughout the process?







Integrated, Clear,
Transparent
Engagement



A quick review of our approach: the International Association of Public Participation (IAP2) Spectrum

- Consistent and transparent
- Important to recognize these are levels, not steps
- Alignment with other public participation practitioners
- OPPD part of local group that spearheaded Nebraska IAP2 Chapter

	 INFORM	 CONSULT	 INVOLVE	 COLLABORATE	 EMPOWER
PUBLIC PARTICIPATION GOAL	To provide the public with balanced and objective information to assist them in understanding the problem, alternatives, opportunities and/or solutions.	To obtain public feedback on analysis, alternatives and/or decisions.	To work directly with the public throughout the process to ensure that public concerns and aspirations are consistently understood and considered.	To partner with the public in each aspect of the decision including the development of alternatives and the identification of the preferred solution.	To place final decision making in the hands of the public.
PROMISE TO THE PUBLIC	We will keep you informed.	We will keep you informed, listen to and acknowledge concerns and aspirations, and provide feedback on how public input influenced the decision.	We will work with you to ensure that your concerns and aspirations are directly reflected in the alternatives developed and provide feedback on how public input influenced the decision.	We will look to you for advice and innovation in formulating solutions and incorporate your advice and recommendations into the decisions to the maximum extent possible.	We will implement what you decide.

IAP2 helps us define objectives for large projects, but outreach is also an ongoing relationship – connecting with the communities we serve

Objective:

- To inform and consult from 1:1 meetings to large gatherings
- Build relationships, build trust and make connections
- Manage and foster relationships through calls, meetings and handshakes
- Communicate and gather feedback

Outcome:

- Partnerships with community leaders and elected officials
- Helps define customized, customer outreach efforts
- Fosters connection and advocacy in the communities we serve



Growing meaningful ways for customer-owners to participate and provide feedback.

Objective: Be the first and best source of information

OPPDCommunityConnect.com launched in July 2020 and continues to grow.

Objective:

To lead the way and be the first and best source of information; increase opportunities for engagement and improve reporting

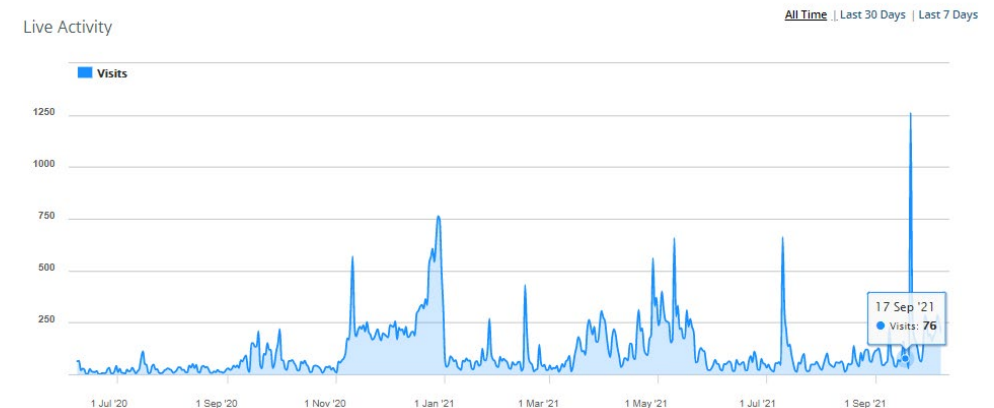

Statistics:

Projects

- Power with Purpose, Pathways to Decarbonization, transmission projects, feedback on SDs and CEO transition, Powering the Future to 2050, BRIGHT project, etc.

Visitors

- 47,000 between July 2020 thru August 2021
- 468 have registered to engage on the site



Stakeholder Facing Outreach & Communications

Provide opportunities for stakeholders to engage "where they are"



Our digital presence is maturing, which supports outreach efforts.



Websites



Sentiment



Social Media

THE WIRE

Jan. 1 through Sept. 25
(compared to same period in 2020)

Users: 114,453 (up 157%)
Page views: 186,077 (up 47%)
Unique page views: 170,128 (up 119%)
New visitors: 76% (up 13%)

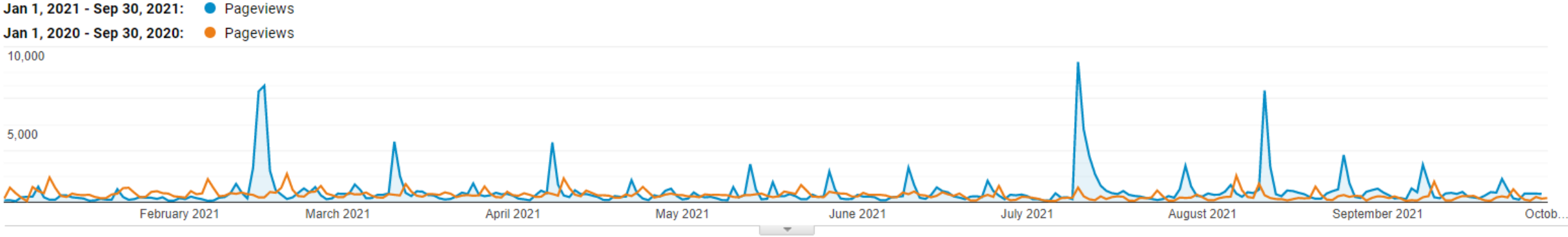
Storm & Outage Center

Jan. 1 through Sept. 25
(compared to same period in 2020)

Users: 402,727 (up 225%)
Page views: 2,383,270 (up 299%)
Unique page views: 1,155,132 (up 339%)
New visitors: 73.6% (down 5%)

* **Data note:** The extreme weather events of 2021 (Feb. and July) greatly impacted these numbers

The Wire continues to grow its reach and viewership...



Sessions
135.57%
150,484 vs 63,881



Users
157.31%
115,890 vs 45,039



Pageviews
47.66%
188,479 vs 127,646



...As does our Storm & Outage Center

Jan 1, 2021 - Sep 30, 2021: ● Users

Jan 1, 2020 - Sep 30, 2020: ● Users



Sessions

343.15%

993,748 vs 224,248



Users

220.03%

421,476 vs 131,699



Pageviews

294.57%

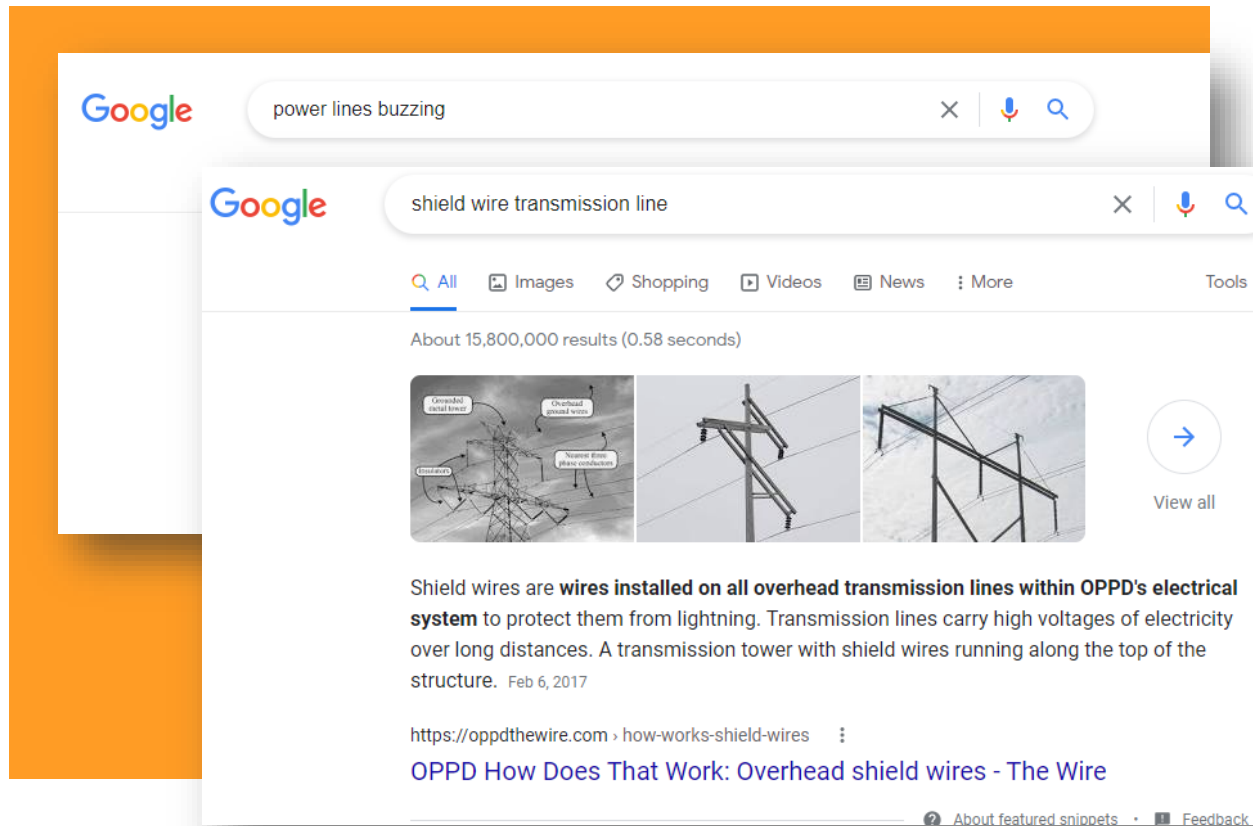
2,387,551 vs 605,105



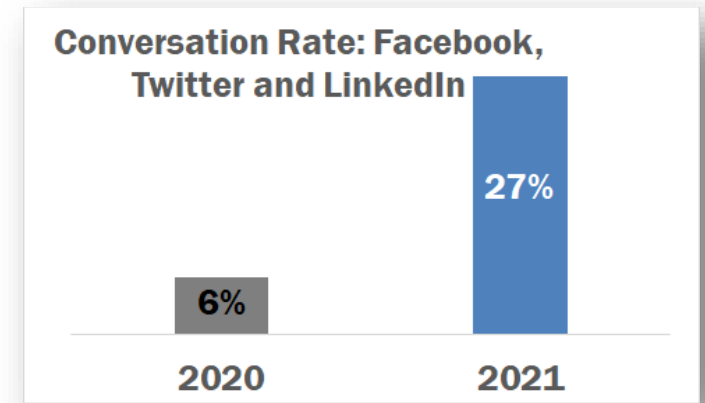
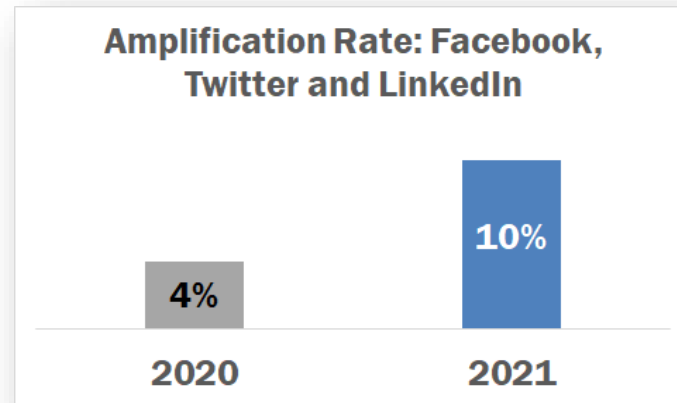
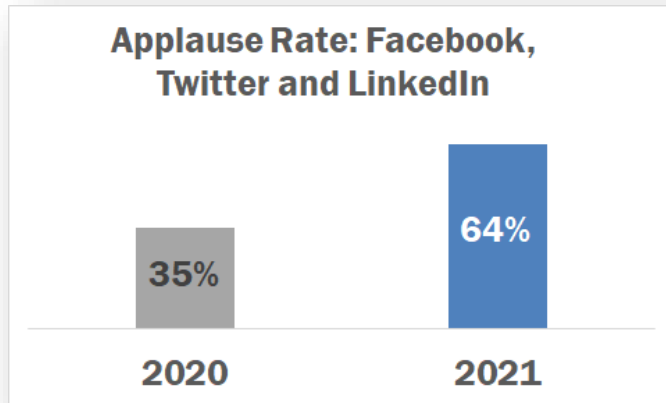
We're the first and best source of information on Google for key educational topics.

The Wire consistently ranks in Google Top 5 search results for topics like:

- "Shield wire transmission line" and "overhead shield wire"
- "How do smart power strips work"
- "Ice on power lines" and other ice and power lines-related queries
- "How to use a hot stick"
- "Power lines buzzing"/"why do power lines buzz"
- "Difference between power lines"



For social media, we measure not just sentiment, but overall engagement across multiple channels, and we're improving.



Applause rate represents the ratio of positive reactions to followers



Amplification rate represents the ratio of shares and retweets to followers



Conversation rate represents the ratio of comments and mentions to followers

Customers are highly engaged in our industry leading Power Panel and are offering invaluable insights

Since 2014, we've maintained a nearly 5,000 customer membership on our Power Panel. We continually recruit and aim for representation across geography and a number of demographics.

Our studies grow in sophistication. In 2020 and 2021 we've used the panel for:

- Block Rates Live Chat Sessions
- Stakeholder Outreach Preference Study
- OPPD Bill and Website Evaluations
- OPPD State of the Utility Comm Study
- Power With Purpose – Land Resource Perceptions Study
- Decarbonization Customer Pathways Work
- CEO finalist virtual meet-and-greet communication and transition survey
- OPPD Reliability Improvements Website Evaluation
- Various Product Development & Marketing studies

The screenshot shows the OPPD Power Panel website. At the top left, the text "OPPD POWER PANEL" is displayed in orange and black, with a circuit-like graphic to its right. In the top right corner is the OPPD logo with the tagline "Your energy partner" and "Omaha Public Power District". The main content area is divided into three sections: a large image of wind turbines on a grassy hill, a "WELCOME" message, and a "MEMBER SIGN IN" form. The "WELCOME" message reads: "While you may not think about OPPD each time you flip on the switch, we're thinking about you and want to know what's on your mind. The OPPD Power Panel is a place for you to share your thoughts on energy-related issues, so we can better serve you. Thank you for participating!". The "MEMBER SIGN IN" form includes input fields for "Email" and "Password", a "Remember me" checkbox, a "SIGN IN" button, and a "Forgot password?" link. At the bottom, a dark footer contains links for "PRIVACY POLICY", "TERMS OF USE", and "TECHNICAL SUPPORT", along with the text "Powered by VISIONCRITICAL" and the OPPD logo.


Share Context with
Customer-Owners for Key
Decisions.



Stakeholder Outreach – Long term examples of multi-year initiatives with many projects within each

2+ Years of Engagement

Power with Purpose



Two natural gas sites



Gas pipeline outreach



Multiple solar sites



Routing and siting public involvement for all transmission and distribution efforts

Pathways to Decarbonization



Energy portfolio pathway



Customer pathway



Community pathway

Stakeholder Outreach – Less than 1 year examples

Other Extended Engagement

- **Board of Directors Support**
 - CEO transition
 - SD7 feedback
- **Strategic Initiatives**
 - Powering the Future 2050
 - Customer Engagement for the Future
- **Other**
 - Coal Combustion Residual (CCR)
Selection of Remedy public meetings
 - Product support (EV outreach)



Real Time Update – Sarpy County Transmission Project

First in-person and virtual public hearing on 10/5/2021

Project Timeline & Engagement

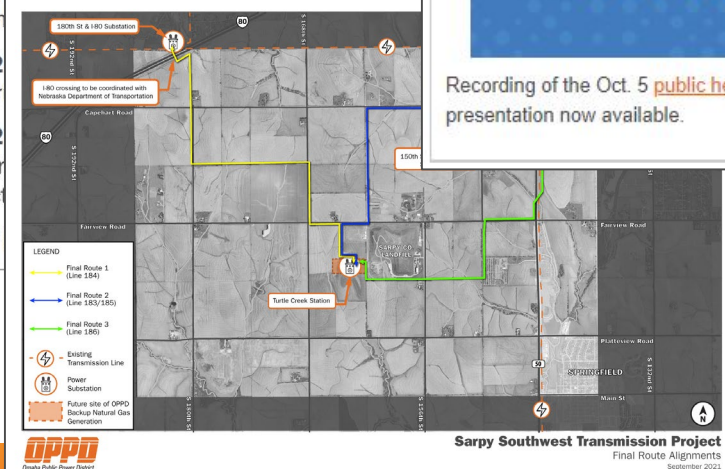
What We've Done

- ✓ **November 2020 – February 2021**
Phase 1: Identify Study Area and Environmental Constraints
- ✓ **January 26, 2021**
Phase 1: Online Public Meeting
- ✓ **February 2021 – March 2021**
Phase 2: Route Segment Analysis
- ✓ **March 30, 2021**
Phase 2: Online Public Meeting
- ✓ **April 2021 – May 2021**
Phase 3: Route Alternative Analysis
- ✓ **May 2021**
Final Route Announcement

Where We're Going*

- **May 2021 – January 2022**
Engineering/Design/Right-of-Way Activities
- **October 5, 2021**
Public Hearing
- **October 2021 – October 2022**
Procurement
- **November 2021 – March 2022**
Easement
- **May 2022**
Construction
- **May 2023**
Project Completion

*All dates are subject to change and may differ



Public Hearing



Recording of the Oct. 5 public hearing and presentation now available.



Platteview Solar - Engagement

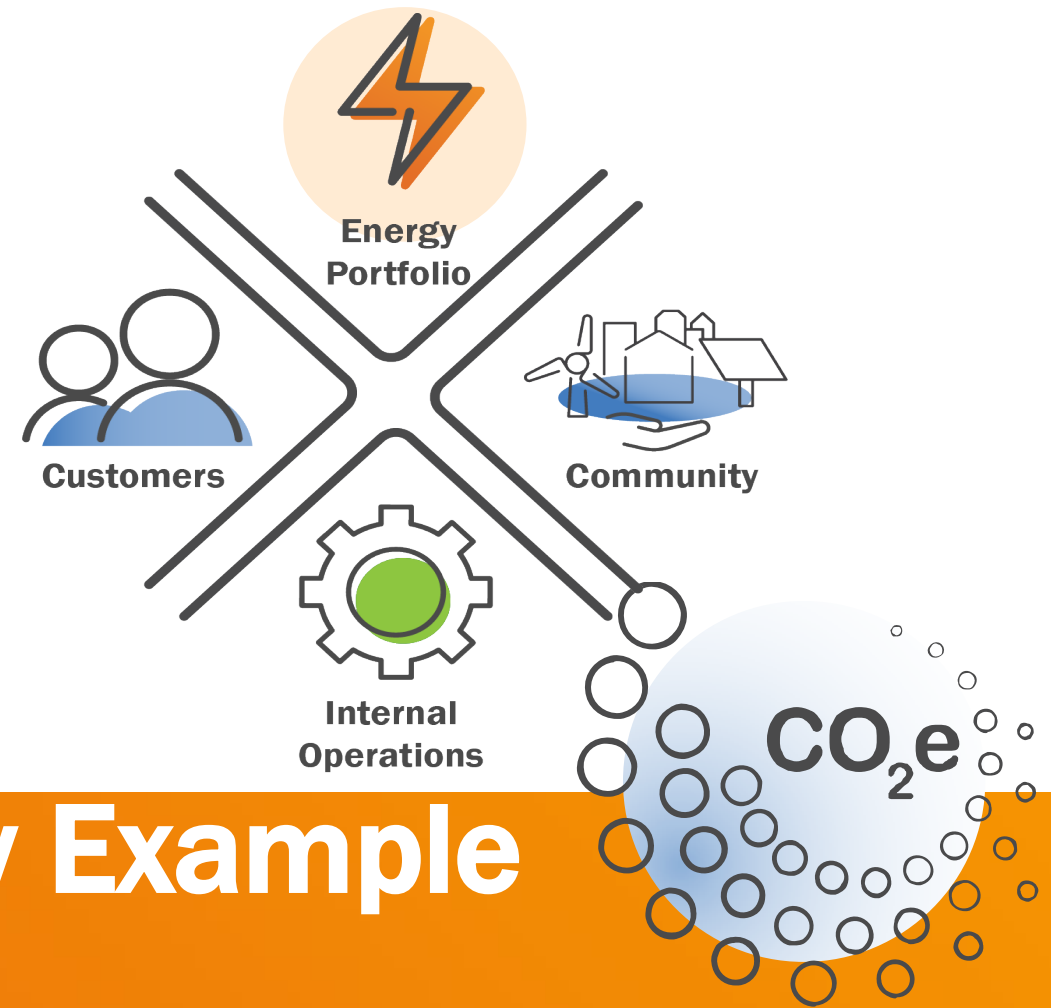
Objective: Support the delivery and approval of the Platteview Solar Project

Outcome: Project has been approved

Stakeholder Engagement

- Partnership with Community Energy
 - Developed FAQs and Project Website
 - Co-hosted in-person open house
 - Created project impact analysis
- Dozens of meetings and 1:1s
- Advocated for the project at numerous public meetings
- *Commitment to continued engagement with Saunders County Officials and residents*





Pathways to Decarbonization

Deep Dive Case Study Example



Pathways to Decarbonization – Discovery Sessions

December 2020 – January 2021

Objective:

- Listen to stakeholders about how they want to be involved

Outcome:


- Helped OPPD understand what success looks like to them
- Used input to shape the outreach plan, resulting in greater satisfaction with the process
- Created advocates to help carry the message to a broader audience

Outreach Level (IAP2):

- Consult



Pathways to Decarbonization – Discovery Sessions



OPPD Engaged representatives from environmental advocacy organizations to ask open-ended questions:

- *What interests you about this strategic initiative?*
- *What does success look like to you?*
- *Where do you see opportunities to provide feedback?*
- *How would you like to be engaged?*
- *Would you be willing to share information with others in your organization?*

This important information informed our outreach plan.

Discovery Session Takeaways

- Stakeholders sometimes feel unaware – Need upfront communication, time to digest information and opportunities to provide input before final decisions are made.
- Stakeholders recognize the need for layered approach – understanding that all stakeholders are not engaged at same level, including their own membership.
- OPPD can help stakeholders translate technical information and provide shareable information (articles, social media content, infographic).
- Provide transparency about how feedback was used or not used, clarify assumptions made behind decisions, and provide timelines relative to decision points (close loops).
- Be clear on what we're seeking from stakeholders – type of feedback that is helpful.
- Use new, non-traditional communication tools (text messaging, board member social media communications, NextDoor app).
- OPPD doing better than most utilities on engagement and accessibility of information.
- Stakeholders appreciated the opportunity to be engaged early in the process.



Shareable Content

We realize not everyone can attend a two-hour technical workshop, but they want the information

Discovery Session Takeaway:

- Key stakeholders recognized need for layered approach, as customers are not engaged at same level.
- Stakeholders want help translating technical information to their constituencies.

Outcome:

- **Executive Summaries:**
Following every Energy Portfolio workshop, Executive Summaries were posted on OPPDCommunityConnect and emailed to key stakeholders for distribution within stakeholder organizations
- **Video:**
Created 22-minute video to highlight 8 hours of workshops (highlight reel)

PATHWAYS TO DECARBONIZATION: Energy Portfolio Workshop #2

OPPD, with support of Energy+ Environmental Economics (E3), is conducting a series of workshops to engage stakeholders in the Energy Portfolio decarbonization planning process. **Workshop #2** provided insight to the **multi-sectoral net-zero carbon modeling results** across all energy uses in OPPD's service territory. A recording of the workshop is available [online](#).

Workshops

- ✓ **Pathways Planning 101**
April 7, 2021
4-6 p.m.
- ✓ **Multi-Sector Modeling**
April 28, 2021
4-6 p.m.
- **Key Assumptions & Scenarios**
May 12, 2021
4-6 p.m.
- **Modeling Approach**
May 26, 2021
4-6 p.m.
- **Modeling Activities**
Q2/Q3 2021
- **Initial Results**
Q3/Q4 2021
- **Final Results**
December 2021

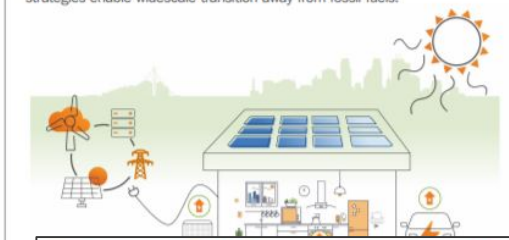
CO₂ NEUTRAL

www.OPPD.com
This site provides and videos

Multi-Sector Modeling

1 Low-Carbon Electricity is Vital to Community Decarbonization

OPPD set the stage by emphasizing the fact that low-carbon electricity is critical to achieving community-scale decarbonization. To achieve deep carbon reduction, electrification of building and transportation systems must occur in parallel with a transition to low-carbon electricity. In combination, these strategies enable widescale transition away from fossil fuels.



Energy Portfolio Project Summary Video



Stakeholder Engagement and Trust Leads to Advocacy

Stakeholders requested sharable content, we responded to be the first and best source

Excerpt from Citizen's Climate Lobby Email:

OPPD is working hard on decarbonization.

Their "community connects" website offers a way we can give them our suggestions about what will work in Omaha.

*They need to hear from us and you don't have to be an energy expert. Go here:
OPPDCommunityConnect.com*

The collage features three main elements:

- Green Omaha Coalition (GOC) Event Page:** Shows an event titled "Pathways to Decarbonization Community Update" on Thursday, September 2, from 4:00 pm to 6:00 pm CDT. The event is online and includes a thank-you message for interest in joining the session, mentioning OPPD's team of experts and Workstreams.
- Nebraskaans for Solar Social Media Post:** A Facebook post from August 19 with the headline "Make a difference." and a call to action "Join the discussion" for a meeting on Sept. 2 at 4 p.m. The image shows a stylized landscape with buildings, solar panels, and a car.
- Omaha Public Power District (OPPD) Social Media Post:** A Facebook post from August 19 with the headline "Pathways to Decarbonization ENERGY PORTFOLIO PROJECT". It includes a video player showing the project title and a sign-up link: <http://ow.ly/4A1H50FUca0>. The post has 352 views and was posted on Aug 3, 2021.

Transparency

Discovery Session Takeaway:

Stakeholders want more transparency around how feedback was used or not used, clarity on assumptions made behind the decisions, and timelines relative to decision points (close loops)

Outcome:

- *Interim Update:*
Between workshops 4 and 5, an interim update session was added!


Objectives

Share an update on stakeholder contributions, modeling progress, and next steps



Agenda

- Strategic Initiative Overview
- Context of Workshop
- Integrated Resource Plan Connection
- Impacts of Stakeholder Engagement
- Interim Modeling Update
 - Project progress update
 - Reliability results
 - **Open Comment Period**
 - Resiliency case studies
 - **Open Comment Period**
 - Portfolio optimization
- Next Steps
- **Open Comment Period**



Energy Portfolio Workshops

April – December 2021

Objective:

- Provide a deeper dive on the decarbonization planning process and how it will support OPPD's Integrated Resource Plan (IRP)
- Seek feedback along the way and explain how feedback was or wasn't used
 - Q&A or raise hand feature in WebEx
 - Poll Everywhere
 - OPPDCommunityConnect

Outcome:

Higher satisfaction with process

Outreach Levels (IAP2):

- Varied from Inform to Consult



Decarbonization – Energy Portfolio Workshops

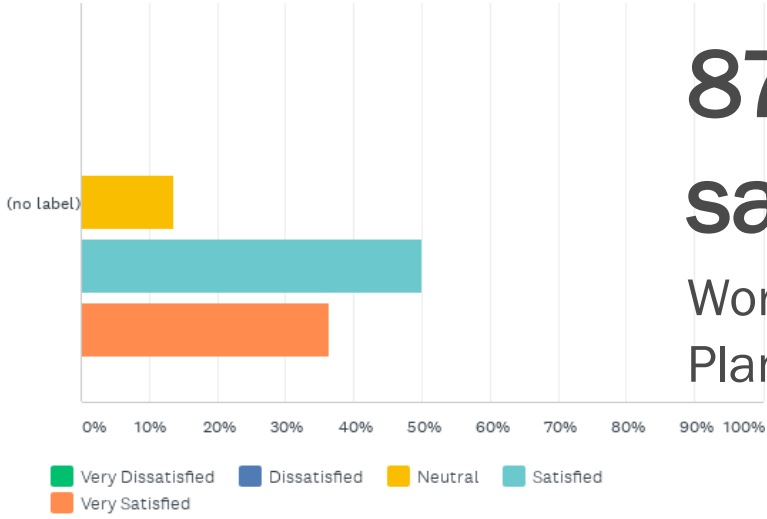
(and speaking engagements)

- ✓ April 7 Workshop 1: Pathways Planning 101
- ✓ April 28 Workshop 2: Multi-Sectoral Modeling
- ✓ May 12 Workshop 3: Developing Key Assumptions & Scenarios
- ✓ May 26 Workshop 4: Developing Modeling Approach
- Aug. 4 Interim Modeling Update
- Q4 2021 2 more workshops coming...**
- Oct. 27 Initial Final Results and
- Dec. 9 Final Results

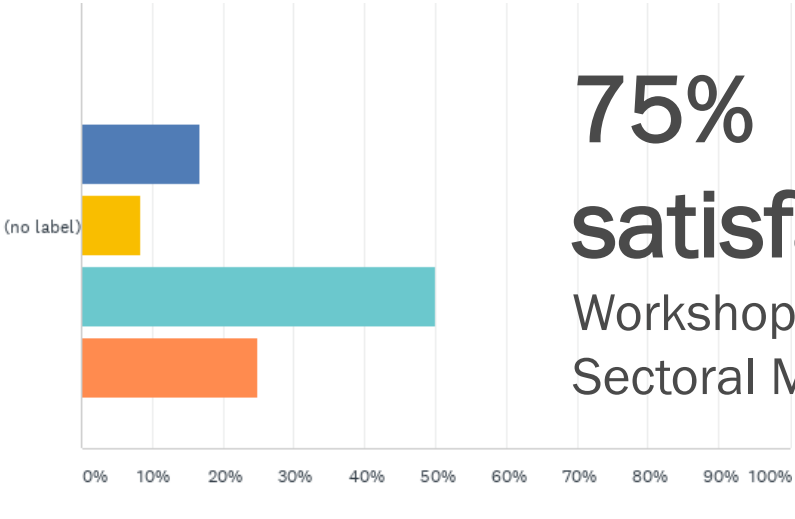
Speakers Bureau Engagement

- MAPA – Natural Resources Committee
- Green Bellevue
- Sierra Club

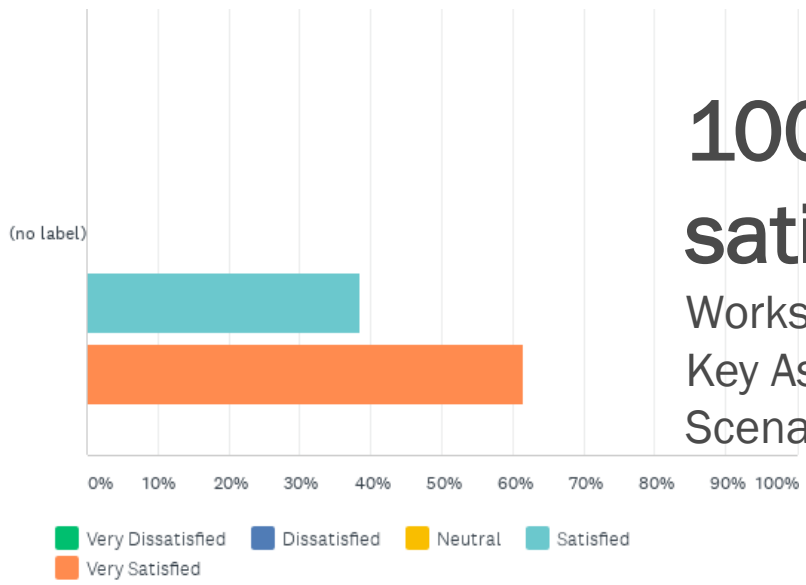
Decarbonization Energy Portfolio Workshop Feedback



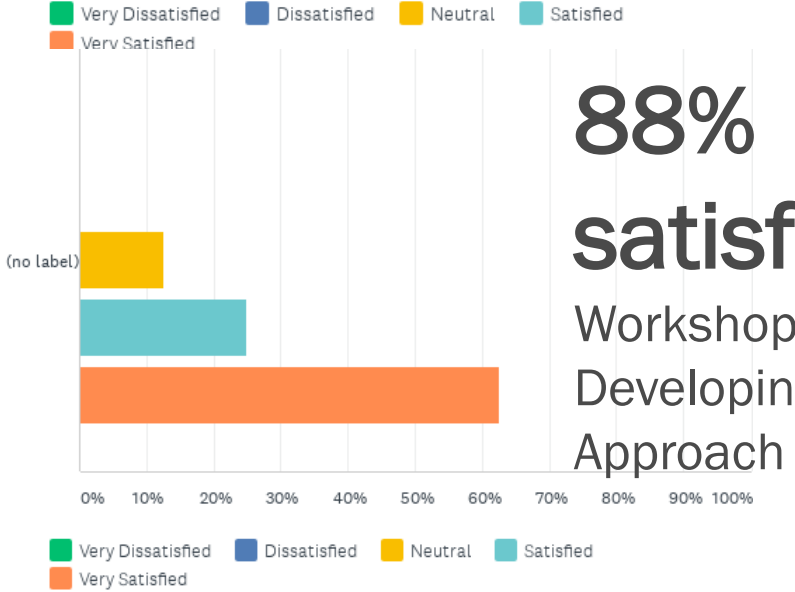
87%
satisfaction
 Workshop #1: Pathway Planning 101



75%
satisfaction
 Workshop #2: Multi-Sectoral Modeling



100%
satisfaction
 Workshop #3: Developing Key Assumptions & Scenarios

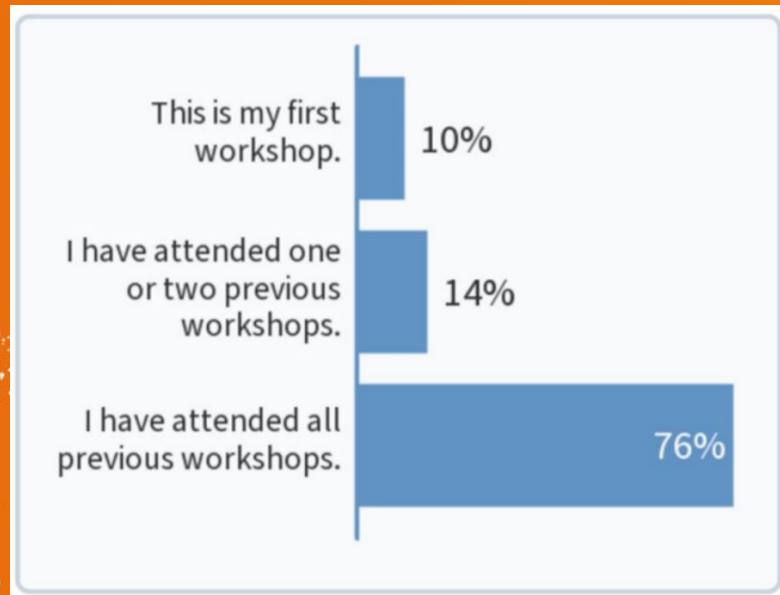


88%
satisfaction
 Workshop #4: Developing Modeling Approach

Workshop Attendees

Approximately 100 people have attended one or more workshop

Many attended multiple workshops within the series



Examples of types of attendees

- Customers
- Advocacy Organizations
- Educators
- Utilities
- Students
- Consulting & Engineering Firms
- Suppliers
- Elected Officials
- Individuals interested outside of our service area



Recorded workshop material have more than 400 views

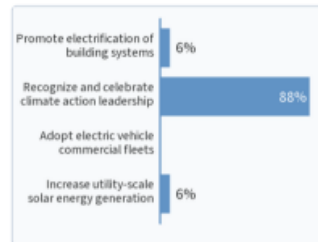
Stakeholder Feedback

“Thank you for this (update emails) and all the information and the workshops and, well, all of it.”

“I probably don't say it enough but you guys are doing a great job in making the process truly public and valuing the input of your customer-owners and other stakeholders.”

Implemented tools for real time feedback

Which of the following is considered an Enabler, meaning the strategy facilitates change but may not result in measurable emission reductions in itself?



Response options	Count	Percentage
Promote electrification of building systems	1	6%
Recognize and celebrate climate action leadership	15	88%
Adopt electric vehicle commercial fleets	0	0%
Increase utility-scale solar energy generation	1	6%

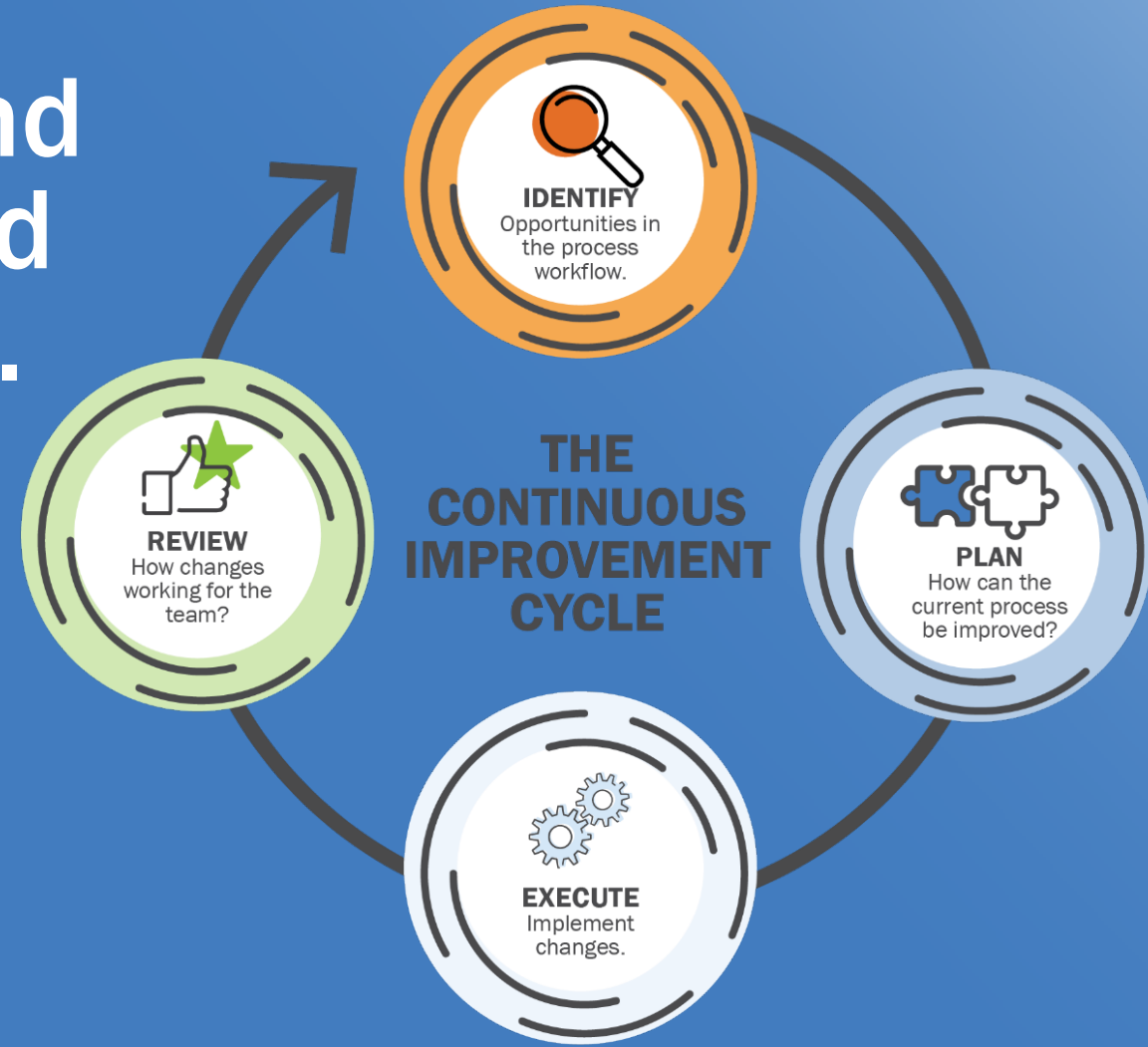
53%

Engagement

17

Responses

Continuously Evaluate and Improve its Outreach and Engagement Processes.



We Listen, We Learn, We Look to Improve



- Post-event surveys
- Poll everywhere
- Debriefs
- Training and development
- Networking and relationships
- Research and benchmarking
 - Customer engagement study
 - Utility engagement benchmarking study

A screenshot of a Zoom meeting interface. At the top, there are five video thumbnails for participants: Laurie Zagurski, Jamie Wagner, Jeremy Bowers, Colton Kennedy, and Zachary Ming. Below the thumbnails is a section titled "Questions and Answers" with the text "Thank you for your feedback today. Now it's time for some Q&A." There are two sub-sections: "Q&A function" and "Hand Raise". The "Q&A function" section includes instructions on how to use the Q&A feature. The "Hand Raise" section includes instructions on how to raise and lower one's hand. To the right of the text are two screenshots of the Zoom interface: the top one shows the "Q&A" button in the bottom right corner, and the bottom one shows the "Hand Raise" button in the bottom right corner. At the bottom of the screenshot, there is a video player control bar with a play button, a volume icon, a progress bar showing 1:34:09 / 1:46:58, and other standard video player controls. A small text at the bottom right of the screenshot reads "Meeting video will be posted on OPPDCommunityConnect.com".

Internal OPPD Audit



- Corporate Auditing conducted an audit
- Determined if adequate controls and processes were in place for stakeholder outreach and engagement programs
- Areas assessed included stakeholder outreach, community outreach and grant funding
- A number of tools and processes put in place to ensure consistency and alignment across OPPD
 - Stakeholder Outreach template for gathering pre-event details from project managers
 - OPPDCommunityConnect reports
 - Surveys, policies, guidelines in place

Customer Outreach Study/Preferences

- **Collected customer opinions across the service territory**
 - 800+ complete surveys via Telephone and online Power Panel
 - Oversampled six counties in phone survey to ensure customer representation
- **Most respondents expressed they want to be informed vs. involved in decision making**
 - Expressed trust in OPPD to be the expert decision-maker
 - Prefer to be informed via direct mail (bill inserts, newsletters)
- **Approximately one-fifth desire to be included throughout the decision-making process**
 - Energy cost and environmental impacts are standout topics



Stakeholder Engagement Benchmarking Study

Objective:


- In-depth interviews and evaluation of how other utilities and organizations employ stakeholder engagement
- Identify gaps and best practices
- Share results with participants

Participant Interviews:



Additional research including: Ameren, TVA, City of Omaha, Des Moines Water Works and Denver Water

We Look Continuously to Improve



Benchmarking Takeaways:

- OPPD, in most cases, is leading the way (utilizing IAP2 guidelines)
- Continue to tailor communications and delivery tools based on audience
- Social media must be concise and visual to cut through millions of messages that people are exposed to
- Embrace hybrid approach to public involvement – virtual and in-person
- Involve stakeholders and use as sounding board for establishing rules and expectations
- Consider dedicated team just for IRP and generation-related outreach

Stakeholder Feedback

More verbatim survey comments in Appendix

“I am incredibly impressed by OPPD's approach to tackling this problem. Being future looking, data driven, and open to all options is the path to success.”

“The workshop provided detailed information on OPPD's evaluation process for achieving decarbonization. I appreciate the transparency.”

“Great detailed information and exceptional experts.”

“This is a complicated process. I have been impressed with the effort OPPD is making to allow for input and provide for transparency.”

“There was a lot of information presented, so the pre-read materials were quite helpful.”

“Very clear, especially given the volume and scale of the presentation.”

PATHWAYS TO DECARBONIZATION:
Energy Portfolio Workshop #2

OPPD, with support of Energy+Environmental Economics (E3), is conducting a series of workshops to engage stakeholders in the Energy Portfolio decarbonization planning process. **Workshop #2** provided insight to the **multi-sectoral net-zero carbon modeling results** across all energy uses in OPPD's service territory. A recording of the workshop is available [online](#).

Multi-Sector Modeling

- 1 Low-Carbon Electricity is Vital to Community Decarbonization**
OPPD set the stage by emphasizing the fact that low-carbon electricity is critical to achieving community-scale decarbonization. To achieve deep carbon reduction, electrification of building and transportation systems must occur in parallel with a transition to low-carbon electricity. In combination, these strategies enable widescale transition away from fossil fuels.
- 2 All Sectors of the Economy Must Undergo Transformation**
Electrification of building and transportation systems requires fundamental changes in infrastructure that make up the fabric of our communities. For example, achieving community-scale decarbonization will require development of convenient and effective electric vehicle (EV) charging infrastructure and retrofit of existing building stock to improve energy efficiency and electrify heating systems.

Workshops

- ✓ **Pathways Planning 101**
April 7, 2021
4-6 p.m.
- ✓ **Multi-Sector Modeling**
April 28, 2021
4-6 p.m.
- **Key Assumptions & Scenarios**
May 12, 2021
4-6 p.m.
- **Modeling Approach**
May 26, 2021
4-6 p.m.
- **Modeling Activities**
Q2/Q3 2021
- **Initial Results**
Q3/Q4 2021
- **Final Results**
December 2021

Learn more at
www.OPPDCommunityConnect.com
This site provides project updates, answers to FAQs, and videos of our workshop meetings.

Your Energy Partner
OPPD
Omaha Public Power District

Stakeholder Feedback

More verbatim survey comments in Appendix

“Complicated topic well presented. Outstanding job.”

*“Being green is only easy if you are not the utility doing it!
Again nice job!”*

*“Good information throughout. The polar vortex example
was a good illustration of the challenge that we face.”*

*“Sending out the workshop pre-read materials allowed
me to become familiar with ELCC ahead of time.”*

*“Having all the slides available on OPPD connect for the
meeting was fantastic and greatly appreciated.”*

“Well organized with good information.”

*“The presentations are impressive with the level of detail
while still maintaining clarity.”*

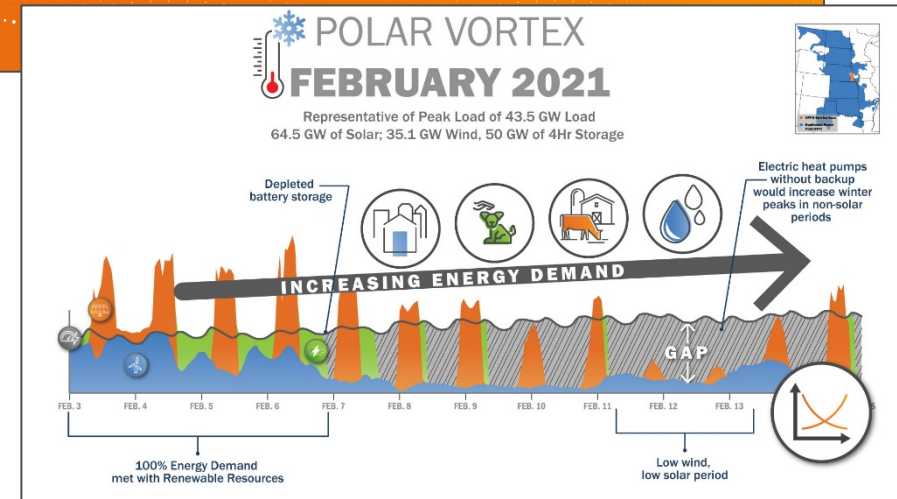
OPPD
Omaha Public Power District

Pathways to Decarbonization: Energy Portfolio Modeling Approach

Wednesday, May 26, 2021 (4-6 p.m.)

Thank you for joining us for today.
The workshop will begin soon, and we look forward to the discussion.

Today's content and a recording of today's workshop can be found online at
[OPPDCommunityConnect.com](https://oppdcommunityconnect.com).



Key takeaways

- Our internal audits, external benchmarking and overall performance illustrate that we are truly leading the way.
- In an historic and dynamic environment, we've accelerated our outreach maturity and performance.
- Our continuous improvement cycle is working; we're improving, and it shows in our data.
- We've solidified our aspiration to be the first and best source of information. We measure success in many ways, with a focus on stakeholders' satisfaction of our outreach process, no matter the project outcome.



Stay Engaged at OPPDCommunityConnect.com

Home OPPD.com About this Site Search Sign In | Register

OPPD COMMUNITY CONNECT

OPPDCommunityConnect

We're your energy partner. And that means we value your opinions. We want every member of our 13-county community to consider this a platform to connect. At OPPDCommunityConnect, you can learn more about what we're doing and share input, insights and ideas with us. Visit us here to learn about our goals, concerns and efforts - and share your own.

Some of the tools on this website require you to create an account. It's easy! Just click "Register" and create a username and password associated with your email.

Recommendation

The Public Information Committee has reviewed and accepted this Monitoring Report for SD-13 and recommends that the Board find OPPD to be sufficiently in compliance with Board Policy SD-13.