




Appliance Usage Guide

 Appliance	Typical	Percent	Average	Average	Typical
	Wattage	On	Hours	Monthly	Monthly
		Time	Used	kWh	Cost
			Enter Cost Per Kilowatt Hour →		\$ 0.1006
Cooking, Refrigeration, & Freezers					
Coffee Maker	900	100	13	12.0	\$1.21
Deep Fat Fryer	1,500	100	3	4.0	\$0.40
Electric Frying Pan	1,500	100	10	15.0	\$1.51
Freezer - Upright/Chest 17 cu. ft	600	40	720	173.0	\$17.40
Freezer - Upright/Chest 17 cu.ft. - Frostfree	600	50	720	216.0	\$21.73
Grill - Counter Top	1,425	100	8	11.0	\$1.11
Microwave Oven	1,500	100	10	15.0	\$1.51
Mixer - Stand	300	100	20	6.0	\$0.60
Refrigerator - 1.7 cu. ft.	126	33	720	30.0	\$3.02
Refrigerator - 14 cu. ft.	226	40	720	65.0	\$6.54
Refrigerator - 14 cu. ft. - Frostfree	383	33	720	91.0	\$9.15
Refrigerator - 17 cu. ft - Frostfree	463	33	720	110.0	\$11.07
Refrigerator - 19 cu. ft. - Frostfree	509	33	720	121.0	\$12.17
Refrigerator - 21 cu.ft. - Frostfree	572	33	720	136.0	\$13.68
Refrigerator - Freezer 21 cu. ft.- Side by Side	783	33	720	186.0	\$18.71
Refrigerator - Freezer 24 cu. ft. - Frostfree	653	33	720	155.0	\$15.59
Refrigerator - Freezer 25 cu. ft. - Side by Side	841	33	720	200.0	\$20.12
Slow Cooker	200	100	40	8.0	\$0.80
Toaster	1,000	100	3	3.0	\$0.30
Toaster Oven	1,500	27	25	10.0	\$1.01
Entertainment					
DVD	60	100	120	7.0	\$0.70
DVR	30	100	720	21.6	\$2.17
Home Theater Receiver	100	100	180	18.0	\$1.81
Stereo	75	100	130	10.0	\$1.01
Television 42' - 50' Projection	320	100	120	38.0	\$3.82
Television - 13 inch Standard	60	100	120	7.0	\$0.70
Television - 19 inch Standard	100	100	120	12.0	\$1.21
Television - 25 inch Standard	123	100	120	15.0	\$1.51
Television - 27 inch Standard	125	100	120	15.0	\$1.51
Television - 32 inch Standard	130	100	120	16.0	\$1.61

Appliance Usage Guide

 Appliance	Typical	Percent	Average	Average	Typical
	Wattage	On	Hours	Monthly	Monthly
		Time	Used	kWh	Cost
			Enter Cost Per Kilowatt Hour →		\$ 0.1006
Entertainment					
Television - 36 inch Standard	133	100	120	16.0	\$1.61
Television - 43 inch Standard	200	100	100	20.0	\$2.01
Television - 55 inch Standard	220	100	120	26.0	\$2.62
Television - 60 inch Standard	240	100	120	29.0	\$2.92
Television - 32 inch - LCD (Watt range - 70 W to 150 W)	110	100	120	13.0	\$1.31
Television - 37 inch - LCD (Watt range - 140 W to 200 W)	170	100	120	20.0	\$2.01
Television - 40 inch - LCD (Watt range - 180 W to 250 W)	215	100	120	26.0	\$2.62
Television - 40 inch - LED (Watt range - 150 W to 200 W)	175	100	120	21.0	\$2.11
Television - 42 inch - LCD (Watt range - 90 W to 250 W)	170	100	120	20.0	\$2.01
Television - 42 inch - Plasma (Watt range - 190 W to 350 W)	270	100	120	32.0	\$3.22
Television - 46 inch - LCD (Watt range - 130 W to 350 W)	240	100	120	29.0	\$2.92
Television - 46 inch - LED (Watt range - 100 W to 350 W)	220	100	120	26.0	\$2.62
Television - 46 inch - Plasma (Watt range - 170 W to 450 W)	310	100	120	37.0	\$3.72
Television - 47 inch - LCD (Watt range - 190 W to 450 W)	320	100	120	38.0	\$3.82
Television - 47 inch - LED (Watt range - 90 W to 450 W)	270	100	120	32.0	\$3.22
Television - 50 inch - Plasma (Watt range - 170 W to 550 W)	360	100	120	43.0	\$4.33
Television - 52 inch - LCD (Watt range - 200 W to 300 W)	250	100	120	30.0	\$3.02
Television - 54 inch - Plasma (Watt range - 250 W to 550 W)	400	100	120	48.0	\$4.83
Television Cable Converter Box	35	100	720	25.0	\$2.52
Television/DVD/VCR Combination	120	100	120	14.0	\$1.41
VCR	45	100	30	2.0	\$0.20
Video Game - Sony PlayStation (Psone)	10	100	100	1.0	\$0.10
Video Game - Nintendo Wii	17	100	100	1.7	\$0.17
Video Game - Nintendo GameCube	21	100	100	2.1	\$0.21
Video Game - Seaga Dreamcast	22	100	100	2.2	\$0.22
Video Game - Sony Playstation 2 (PS2)	50	100	100	5.0	\$0.50
Video Game - Wii	20	100	100	2.0	\$0.20
Video Game - XBox	70	100	100	7.0	\$0.70
Video Game - XBox 360	165	100	100	17.0	\$1.71
Video Game - Sony Playstation 3 Slim (PS3)-120gb	250	100	100	25.0	\$2.52
Video Game - Sony Playstation 3 (PS3)-40gb	280	100	100	28.0	\$2.82

Appliance Usage Guide

 Appliance	Typical	Percent	Average	Average	Typical
	Wattage	On	Hours	Monthly	Monthly
		Time	Used	kWh	Cost
			Enter Cost Per Kilowatt Hour →		\$ 0.1006
Entertainment					
Video Game - Sony Playstation 3 (PS3)-60gb	380	100	100	38.0	\$3.82
Health Appliances					
Air Purifier	120	100	720	86.0	\$8.65
Exercise Equipment - Treadmill 2 H.P.	1,500	100	15	23.0	\$2.31
Humidifier - Cool Mist	200	100	200	40.0	\$4.02
Humidifier - Warm Mist	384	100	200	77.0	\$7.75
Medical Equipment - Nebulizer	1,035	100	45	47.0	\$4.73
Medical Equipment - Oxygen Concentrator	460	100	720	331.0	\$33.30
Vaporizer	750	100	4	3.0	\$0.30
Water Distiller - 1 gallon per 4 hours	1,250	100	4	5.0	\$0.50
Heating & Cooling					
Air Conditioner (Window) - 5,000 BTU	500	75	200	75.0	\$7.55
Air Conditioner (Window) - 7,000 BTU	750	75	200	112.0	\$11.27
Air Conditioner (Window) - 10,000 BTU	1,000	75	200	150.0	\$15.09
Electric Blanket	165	50	240	20.0	\$2.01
Fan	200	100	50	10.0	\$1.01
Heat Lamp	250	100	20	5.0	\$0.50
Heater - Auto Engine - 1,000 Watt	1,000	50	360	180.0	\$18.11
Heater - Auto Engine - 500 Watt	500	50	360	90.0	\$9.05
Heater - Portable - Low Setting - 750 Watt	750	100	75	56.0	\$5.63
Heater - Portable - Medium Setting - 1,000 Watt	1,000	100	75	75.0	\$7.55
Heater - Portable - High Setting - 1,500 Watt	1,500	100	75	112.0	\$11.27
Heating Cable - Roof - 60 Ft.	500	100	30	15.0	\$1.51
Heating Cable - Water Pipes - 24 Ft.	200	100	720	144.0	\$14.49
Laundry					
Clothes Washer	1,200	100	16	19.0	\$1.91
Lighting					
Christmas Lights - 100 Incandescent Mini Bulbs (1 Watt each)	100	100	150	15	\$1.51
Christmas Lights - 100 Incandescent Small Bulbs (C-7 = 5 W)	500	100	150	75.0	\$7.55
Christmas Lights - 100 Large Bulbs (C-9 = 10 W)	1,000	100	150	150.0	\$15.09
Christmas Lights - 100 LEDs (0.05 W each)	5	100	150	0.75	\$0.08

Appliance Usage Guide

 Appliance	Typical	Percent	Average	Average	Typical
	Wattage	On	Hours	Monthly	Monthly
		Time	Used	kWh	Cost
			Enter Cost Per Kilowatt Hour →		\$ 0.1006
Lighting					
Lighting - 40 Watt Table Lamp (TL) (750 to 1,000 Hrs. Life)	40	100	240	10.0	\$1.01
Lighting - 60 W TL (750 to 1,000 Hrs. Life)	60	100	240	14.0	\$1.41
Lighting - 75 W TL (750 to 1,000 Hrs. Life)	75	100	240	18.0	\$1.81
Lighting - 100 W TL (750 to 1,000 Hrs. Life)	100	100	240	24.0	\$2.41
Lighting - 150 W TL(750 to 1,000 Hrs. Life)	150	100	240	36.0	\$3.62
Lighting - *CFL -15 W TL (60-W equivalent) (6,000 to 10,000 Hrs. Life)	15	100	240	4.6	\$0.46
Lighting - *CFL -20 W TL (75-W equivalent) (6,000 to 10,000 Hrs. Life)	20	100	240	4.8	\$0.48
Lighting - *CFL - 25 W TL (100-W equivalent) (6,000 to 10,000 Hrs. Life)	25	100	240	6.0	\$0.60
Lighting - *CFL - 45 W TL (150-W equivalent) (6,000 to 10,000 Hrs. Life)	45	100	240	10.8	\$1.09
Lighting - 4' Fluorescent Fixture 2 bulb (6,000 to 15,000 Hrs. Life)	100	100	240	24.0	\$2.41
Lighting - 50 Watt Halogen Lamp (2,000 to 2,500 Hrs. Life)	50	100	240	12.0	\$1.21
Lighting - 90 Watt Halogen Lamp (2,000 to 2,500 Hrs. Life)	90	100	240	22.0	\$2.21
Lighting - 12 W LED (60-W equivalent) (18,000 to 25,000 Hrs. Life)	12	100	240	2.9	\$0.29
*Compact Fluorescent Lamp					
Office Equipment					
Answering Machine	10	100	720	7.0	\$0.70
Computer Printer (Printing)	600	100	3	2.0	\$0.20
Computer with Monitor	270	100	120	32.0	\$3.22
Fax Machine	10	100	720	7.0	\$0.70
Laptop	75	100	90	7.0	\$0.70
Telephone - Cordless	5	100	720	4.0	\$0.40
Small Appliances					
Clock - Electric	3	100	720	2.0	\$0.20
Fish Tank (10 Gallon)	80	50	720	29.0	\$2.92
Fish Tank (50 Gallon)	230	50	720	83.0	\$8.35
Small Appliance - High Wattage					
Dehumidifier - 40 pint	625	50	720	225.0	\$22.64
Dehumidifier - 65 pint	790	50	720	284.0	\$28.57
Hair Dryer (Hand Held)	1,500	100	10	15.0	\$1.51
Iron	1,100	50	10	6.0	\$0.60
Vacuum - Central	800	100	10	8.0	\$0.80

Appliance Usage Guide



Appliance

Typical	Percent	Average	Average	Typical
Wattage	On	Hours	Monthly	Monthly
	Time	Used	kWh	Cost
		Enter Cost Per Kilowatt Hour →		\$ 0.1006

Small Appliance - High Wattage

Vacuum - Regular	1,440	100	6	9.0	\$0.91
Water Cooler With Hot Water	600	15	720	65.0	\$6.54
Water Pump	900	100	43	39.0	\$3.92

Tools & Equipment

Air Compressor - 1 H.P.	1,000	100	20	20.0	\$2.01
Air Compressor - 1/2 H.P.	500	100	20	10.0	\$1.01
Motor - 1 H.P.	1,000	100	20	20.0	\$2.01
Motor - 1/4 H.P.	250	100	20	5.0	\$0.50
Motor- 1/2 H.P.	500	100	20	10.0	\$1.01
Tools - Bench Grinder	600	100	10	6.0	\$0.60
Tools - Circular Saw	1,000	100	10	10.0	\$1.01
Tools - Drill	400	100	10	4.0	\$0.40
Tools - Saber Saw	400	100	10	4.0	\$0.40
Tools - Sander Belt	300	100	10	3.0	\$0.30
Tools - Soldering Gun	600	100	10	6.0	\$0.60

Yard Equipment

Bug Killer	40	100	300	12.0	\$1.21
Lawn Equipment - Hedge Trimmer	450	100	5	2.0	\$0.20
Lawn Equipment - Weed Eater	500	100	5	2.0	\$0.20
Lawn Mower	1,500	100	5	8.0	\$0.80

Large Use Appliances (120 / 240 Volt - These appliances can not be monitored with a Watt Detector metering device)

Built-in Cabinet - Dishwasher (With Dry Cycle)	1,000	50	20	10	\$1.01
Built-in Cabinet - Dishwasher (Without Dry Cycle)	200	100	20	4	\$0.40
Kitchen Range/Oven	5,000	50	10	25	\$2.52
Air Compressor - 3 H.P.	3,000	100	20	60	\$6.04
Air Compressor - 6 H.P.	6,000	100	20	120	\$12.07
Exercise Equipment - Treadmill 3 H.P.	3,000	100	15	45	\$4.53
Water Heating - Family of 4	4,500	14	720	454	\$45.67
Table Saw	3,000	100	10	30	\$3.02
Clothes Dryer	4,500	23	720	745	\$74.95
Tools - Table Saw	3,000	100	10	30	\$3.02