


# QUARTERLY AMI UPDATE

➤ 02.17.26 ➤

**BOD ALL COMMITTEE MEETING**



Aaron Smith P.E.  
Director Distributed Device Strategy  
& Distribution Planning



# AGENDA

**February 17, 2026**

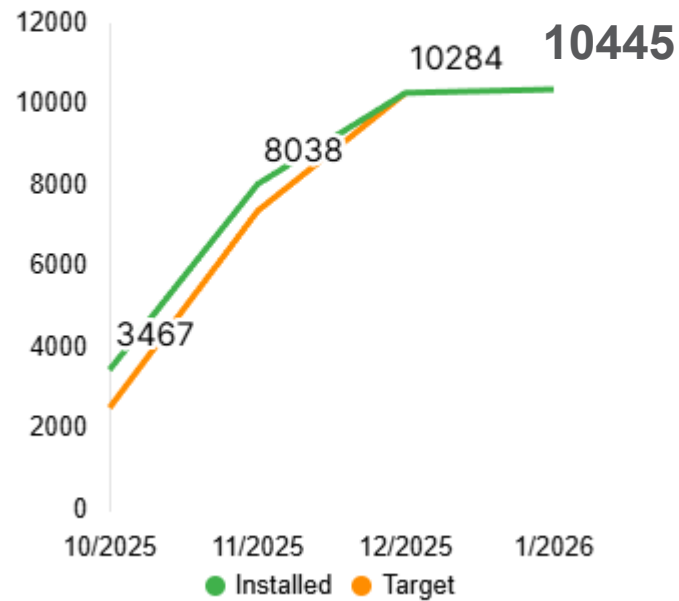
- Soft Launch Meter Deployment
- 2025: year end program summary and what's next
- MyOPPD Mobile App Launch



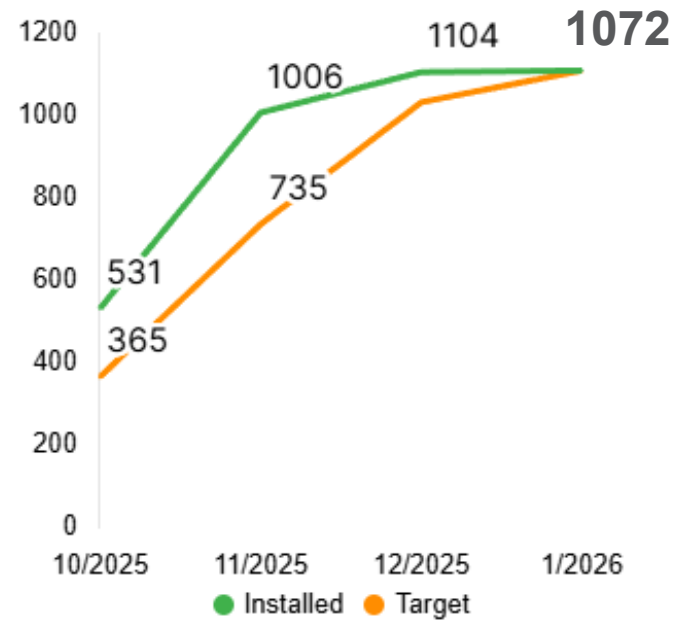
# **METER DEPLOYMENT**

## **SOFT LAUNCH UPDATE**

### Revelo 360 Meter Cumulative Installs Single Phase Meters



### Revelo 660 Meter Cumulative Installs Three Phase Meters



Soft Launch	As of 1-21-26
Total Installed Meters	11,524
Opt Out Meters Installed	7
Target Opt Out %	<0.05%
Actual Opt Out %	0.06%

**SOFT LAUNCH  
AMI METER  
DEPLOYMENTS**

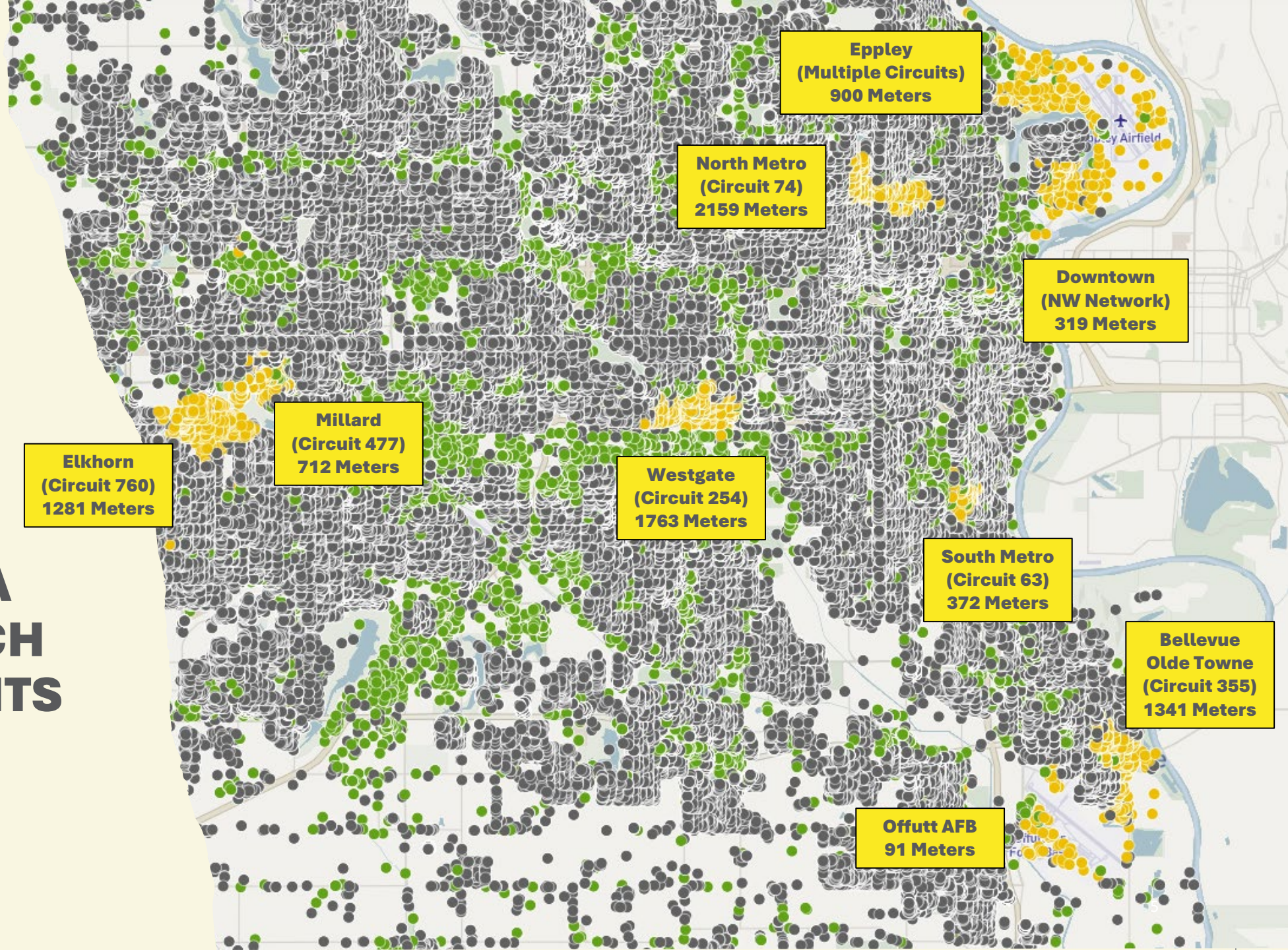




- Install Complete
- Future OPPD
- Future Allegiant

# METRO AREA SOFT LAUNCH DEPLOYMENTS

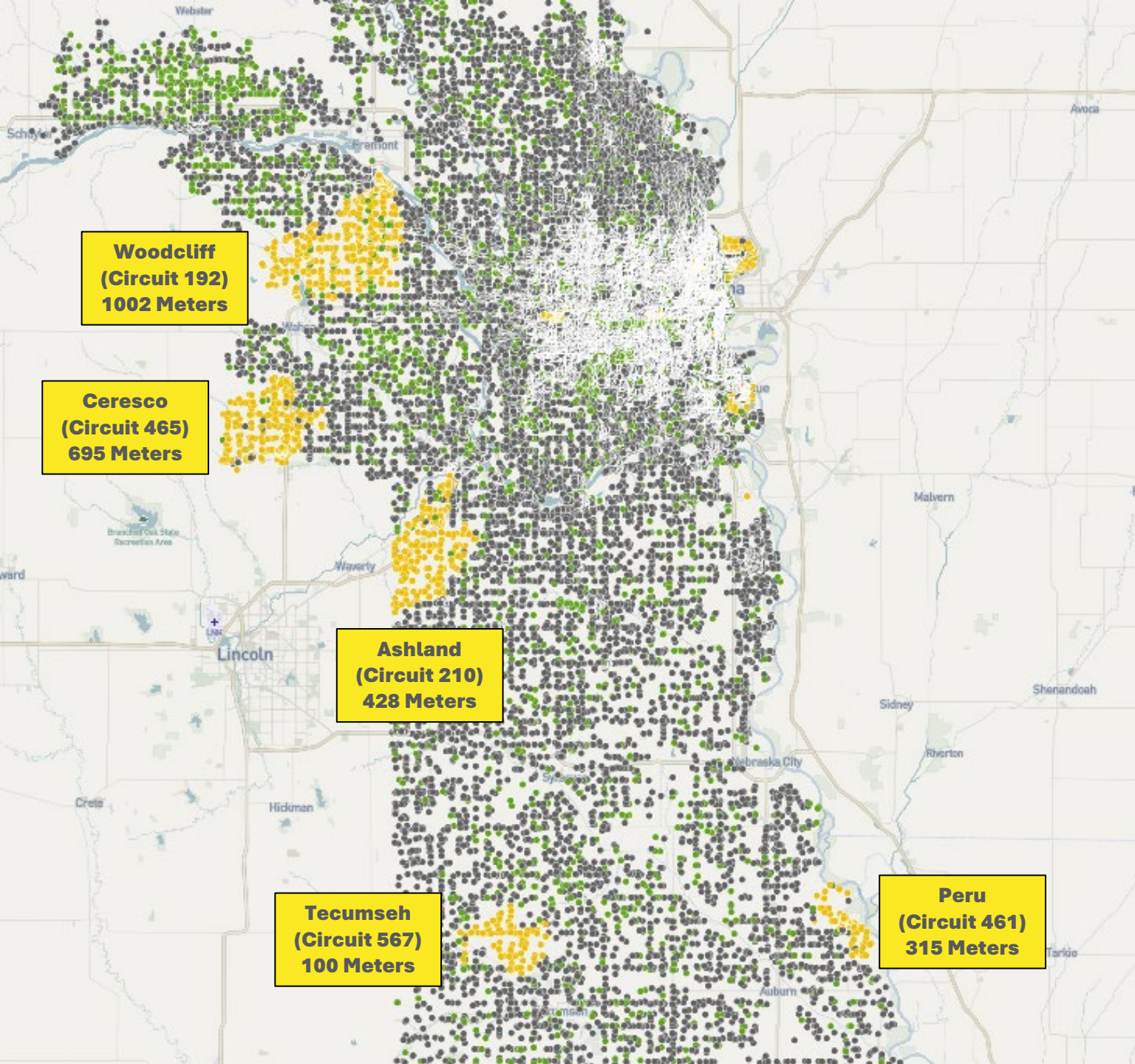
AS OF JANUARY 9, 2026





# RURAL AREA SOFT LAUNCH DEPLOYMENTS

AS OF JANUARY 9, 2026

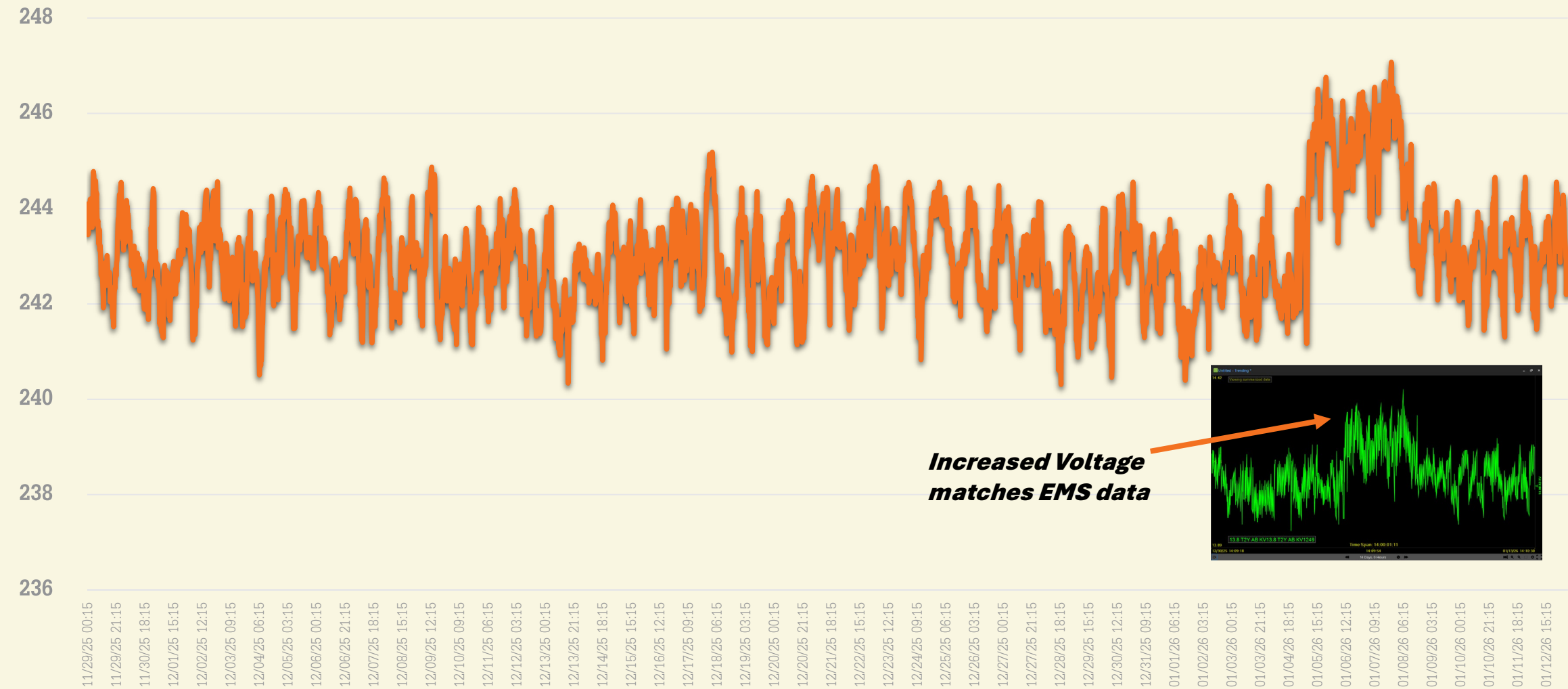


- Install Complete
- Future OPPD
- Future Allegiant

# METER VOLTAGE DATA EXAMPLE – RESIDENTIAL METER



15-min Average Voltage Phase A to Neutral (Volts) Primary

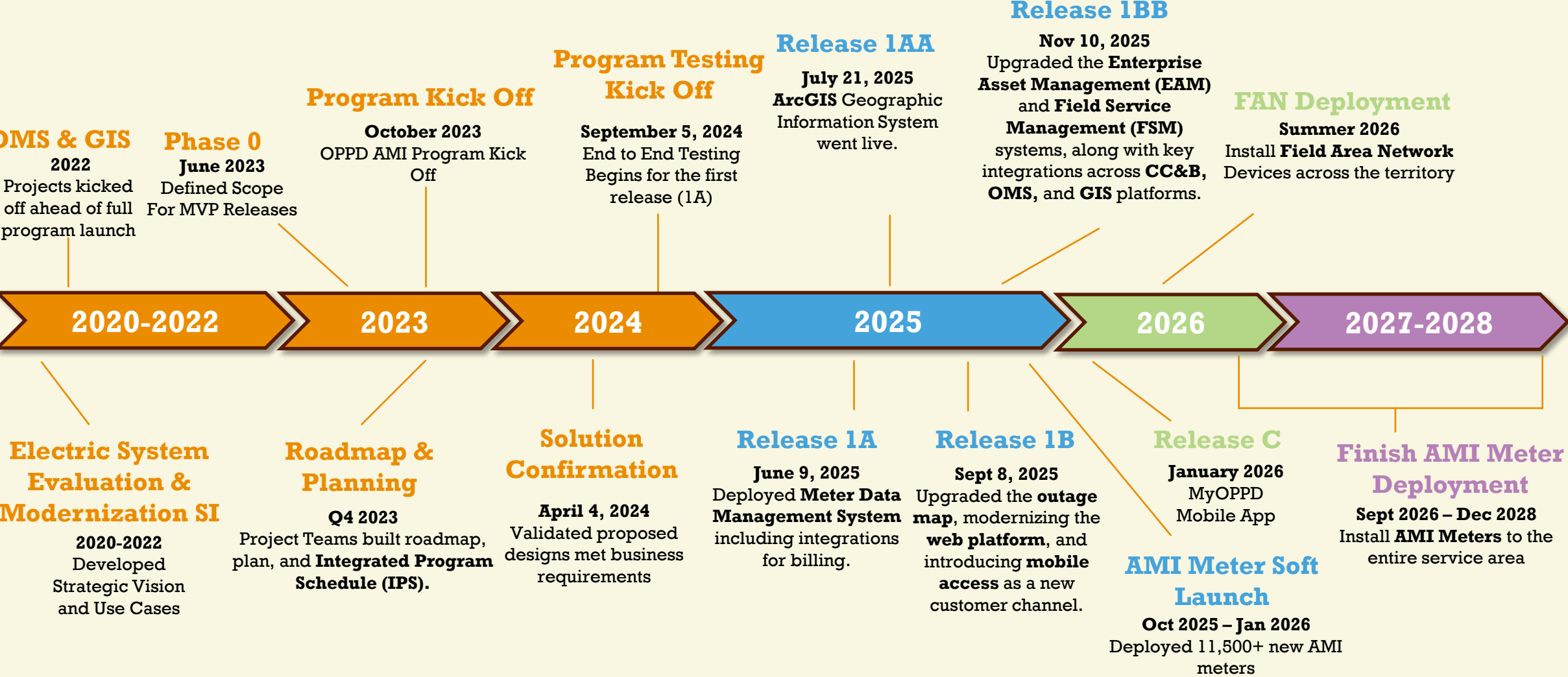


# ➤ **2025: YEAR END PROGRAM SUMMARY**



# OPPD AMI MVP RELEASES – PROGRAM TIMELINE

The AMI Program is a **multi-year journey** beginning in **2020** as a **Strategic Initiative** and officially launching the program structure in mid-2023, progressing through planning and preparation in 2024, and delivering technology solutions throughout 2025 and into 2026. Every **major milestone in 2025** was **achieved within 5% of the original planned timeline**, all within a **complex multi-vendor environment**.



# MYOPPD MOBILE APP is LIVE

The AMI MVP program's final major technology release was completed in January

Here's your current amount due ⓘ

\$137.42

Your next payment of \$137.42 is due on January 26, 2026 in 4 days.

Make a Payment

View Bill

Need Assistance?

Compare Bills

\$132.96  
12/3/2025

\$137.42  
1/5/2026

Home Billing Usage Outages

Usage Overview

Usage Compare

Compare Me

3.00k kWh  
2.50k kWh  
2.00k kWh  
1.50k kWh

May Jun Jul Aug Sep Oct

Highest this Period  
1.73 kWh

Power -

Usage Overview  
January 19, 2026

1.80 kWh  
1.50 kWh  
1.20 kWh  
0.90 kWh  
0.60 kWh  
0.30 kWh  
0.00 kWh

15:30 15:45 16:00 16:15 16:30 16:45 17:00 17:15 17:30 17:45 18:00 18:15

Home Billing Usage Outages More

Usage Overview

Usage Compare

Highest this Period  
55.66 kWh

Power -

Usage Overview  
December 21, 2025 to January 20, 2026

60 kWh  
50 kWh  
40 kWh  
30 kWh  
20 kWh  
10 kWh  
0 kWh

1/8 1/9 1/10 1/11 1/12 1/13 1/14 1/15 1/16 1/17 1/18 1/19

Home Billing Usage Outages More

Outages

Enter Address, City or Zip Code

Map of Omaha area with outage locations marked

View Outage Map

Report an Outage

Report a Streetlight Issue

Outage Details

Map of specific area with outage location

Start Date & Time  
Thursday, 1/22/2026 12:34 PM

Customers Out  
1

Cause  
To Be Determined

Expected Restoration  
Thursday, 1/22/2026 02:45 PM

Outage Status  
Reported Outage

Outages

Enter Address, City or Zip Code

Outage Summary

8 Outages

8 Customers Out

425,993 Customers Served

Report Outage

Subscribe to Outage

OPPD  
Omaha Public Power District

MyOPPD

