Omaha Public Power District

Williams/Fleener

RESOLUTION NO. 6786

WHEREAS, the Board of Directors has determined it is in the best interest of the District, its employees, and its customer-owners to establish written policies that describe and document OPPD's corporate governance principles and procedures; and

WHEREAS, each policy was evaluated and assigned to the appropriate Board Committee for oversight of the monitoring process; and

WHEREAS, the Board's System Management and Nuclear Oversight Committee (the "Committee") is responsible for evaluating Board Policy SD-7: Environmental Stewardship on an annual basis. The Committee has reviewed the 2026 SD-7: Environmental Stewardship Monitoring Report and finds OPPD to be sufficiently in compliance with the policy as stated.

NOW, THEREFORE, BE IT RESOLVED that the Board of Directors of Omaha Public Power District accepts the 2026 SD-7: Environmental Stewardship Monitoring Report, in the form as set forth on Exhibit A attached hereto and made a part hereof, and finds OPPD is taking reasonable and appropriate measures to comply with the policy as stated.

MONITORING REPORT SD-7: ENVIRONMENTAL STEWARDSHIP

10.13.26

Omaha Public Power District

SD-7: ENVIRONMENTAL STEWARDSHIP

Managing its interactions with the environment is essential to OPPD's ability to serve customers, create value for stakeholders, and contribute to the well-being of the communities it serves and its employees. The OPPD Board of Directors recognizes the scientific consensus that climate change is occurring and that greenhouse gas emissions, including carbon dioxide, from human activity contribute to climate change impacts. The board also understands that climate change is a significant issue that requires pragmatic solutions recognizing technology advancement, energy supply sufficiency, and climate resilience as co-equally important to carbon emissions reductions.

1. Strive to improve the efficient use of raw materials, energy, and water to reduce emissions, discharges and wastes in our operations and provision of our services.
2. By year end 2027, achieve an approximate 3,500,000 ton annual reduction in CO2e emissions at the North Omaha Station site relative to OPPD's 2013 benchmark of 3,960,179 tons at the station.
3. Strive to achieve net zero carbon equivalent (CO2e) emissions by 2050 relative to OPPD's 2013 benchmark with the following interim targets:

   2027 (41-51% net reduction)

   Future interim metrics to be informed by and determine following the completion of the 2026 Integrated Resource Plan.
4. Harden our critical infrastructure to be resilient to the effects of climate change.
5. Strive for an "early majority" posture when considering technology advancements when system planning.
6. Collect data on our environmental performance and communicate progress periodically (at least annually) to the board and community.
7. Recognize the importance of the principle of Environmental Justice in District decision making and strive toward the just treatment and meaningful involvement of all people, regardless of income, race, color, national origin, Tribal affiliation, or disability in District decisions that may impact human health and the environment.
8. Conduct its business in a manner that meets all environmental regulatory standards, and go beyond compliance where practical.

2025 PROJECTS COMPLETED WITH REC FUNDS

	906 Efficiency Roof Replacement	NOS LED (Chem/Train)	Neb City High Efficiency CR HVAC	Other High Efficiency HVAC
CO2e Annual Reductions	1.29 MT Reduction	11.14 MT Reduction	47.98 MT Reduction	41.99 MT Reduction
Annual Cost Savings	$50K	$8K	$750K	$51K

~102 Metric Tons Total Carbon Reduction

~$860,000 Total Annual Cost Savings

1

2026 Projects Approved for REC Funds

Project	CO2e Reduction	Annual Cost Savings	Status
HVAC Replacements	~388 Metric Tons	~$107,000	In progress
LED Lighting	~15 Metric Tons	~$50,000	In progress
Electric Pressure Washer – Fleet Vehicles	~1 Metric Ton	~$460	Complete
CNC Mill and Lathe	~15 Metric Tons	~$178,000	Complete
Cool Roof Replacement Program	~26 Metric Tons	~$10,000	In progress
NCS Window Replacement	~10 Metric Tons	~$2,300	In progress
NOS Window Replacement	~8 Metric Tons	~$3,000	In progress
ECC Energy Efficiency Upgrades	~80 Metric Tons	~$21,000	In progress
NOS Impulse Cleaner	~12,300 Metric Tons	~$1,000,000	In progress
Total	**~12,800 Metric Tons**	**~$1,372,000**	

1

NORTH OMAHA STATION WINS 2026 OPPD SUSTAINABILITY AWARD

Total Annual Savings: $1.2M

Total Annual CO2e Reduction: ~12.4k MT

2

NORTH OMAHA STATION

Transition planning continues under Resolution 6744. Refueling and retirement of NOS is a baseline assumption in the Integrated Systems Plan (ISP) and SPP studies.

The output of the ISP will inform decisions around this goal, including potential future revisions.

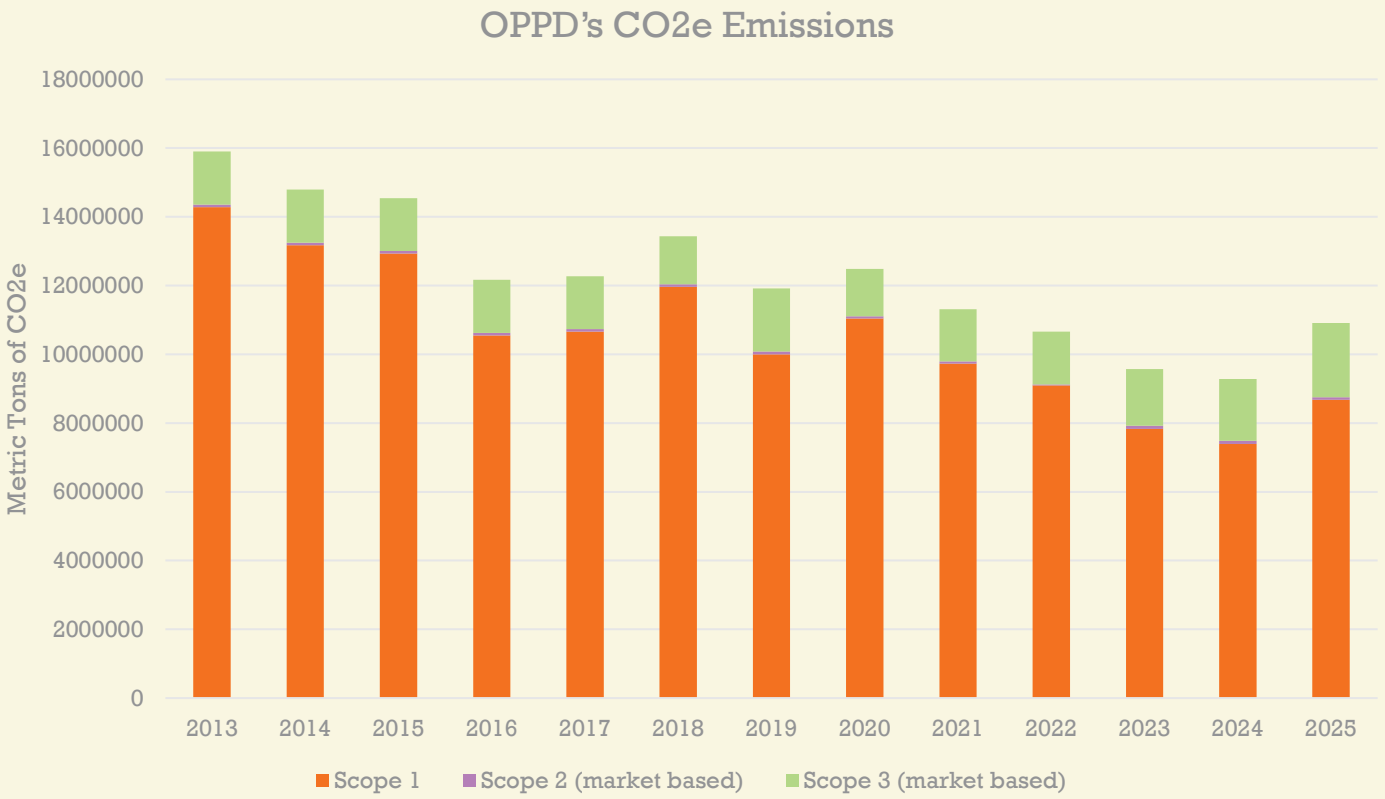

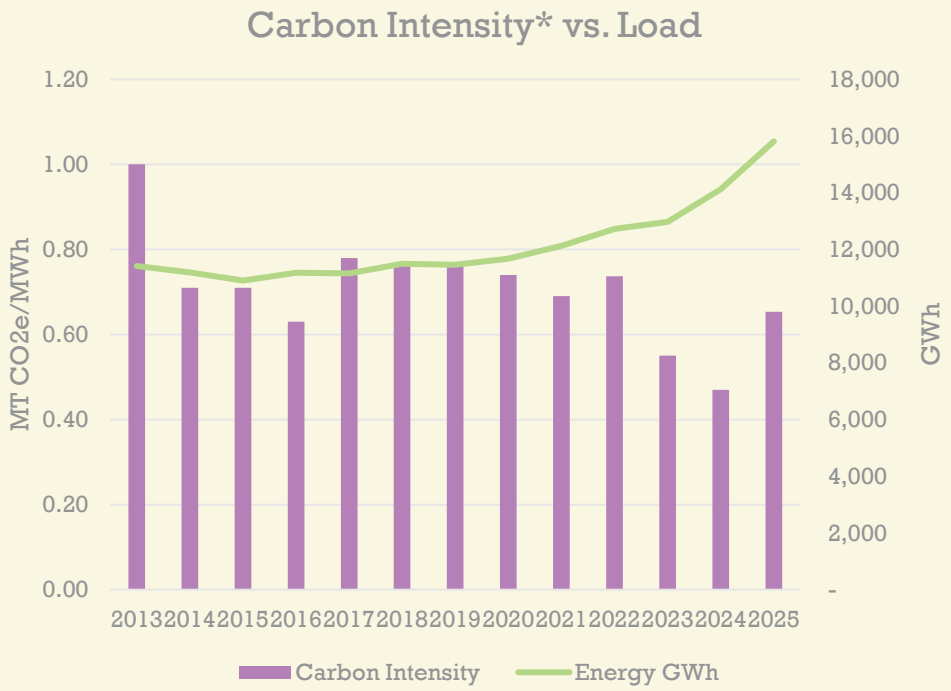

~31% Reduction

In Absolute Emissions Since 2013

35% Reduction

In Normalized Emissions with a ~39% increase in Load

*OPPD's Carbon Intensity calculation takes into account all GHG emissions emitted from electricity generated or purchased. Contracts that are Capacity Only are not included in these calculations.

MILLIGAN WIND

- 2024 - 382 GWh / 159,500 MT CO2e avoided
- 2025 (First full year) - 981 GWh / 409,600 MT CO2e avoided

PLATTEVIEW SOLAR

- 2024 - 106 GWh / 44,000 MT CO2e avoided
- 2025 (First full year) - 134 GWh / 56,000 MT CO2e avoided

~29% Increase in Avoided Emissions from Renewables (MT)*

- **2023** – 1,311,882.36 Metric Tons
- **2024** – 1,618,993.67 Metric Tons
- **2025** – 1,845,552.47 Metric Tons

*Avoided Emissions use 920.13 lb/MWh (417.4 MT/GWh) eGRID factor

BUILDING RESILIENCE

$17 million

in tree-trimming for 2024 with an increase of another **$12 million** for 2025.

These extra investments allowed OPPD to clear overgrown limbs and branches more frequently, improving the resiliency of the grid.

In 2025, OPPD replaced **193** transmission poles across our service territory as part of a strategic initiative to harden our critical infrastructure to be resilient to the effects of climate change.

District-Wide Breakdown:

- **Wood – 60%**
- **Steel – 39%**
- **Concrete – 1%**

In 10 years, OPPD's distribution team added approx. **1,825** miles of underground primary distribution line. In 2025, OPPD added 125 miles.

Along with this traditional growth, OPPD converts 20 to 40 miles of primary distribution from overheard to underground, annually.

Example of Early Majority:

INTEGRATED SYSTEM PLAN

MODELING SCENARIOS: Scenarios modeled for generating resource capacity expansion are defined by three variables: the pace of decarbonization, forecasted load growth, and available technology. **A CANDIDATE PORTFOLIO WILL BE SELECTED FOR EACH SCENARIO.**

OPPD considers all proven technologies in our system planning efforts. Customers are invited to participate in our ISP workshops to learn more.

Pace to Net Zero 2050		Load Forecast		Technology Availability
No Policy	+	Moderate Growth	+	Mature Only
Straight Line	+	Moderate Growth	+	Mature Only
Moderated Pace	+	Moderate Growth	+	Mature Only
Straight Line	+	High Growth	+	Mature Only
Moderated Pace	+	High Growth	+	Mature Only
Straight Line	+	Low Growth	+	Mature Only
Moderated Pace	+	Low Growth	+	Mature Only
Straight Line	+	Moderate Growth	+	Mature + Emerging
Straight Line	+	Moderate Growth	+	Mature + Nuclear

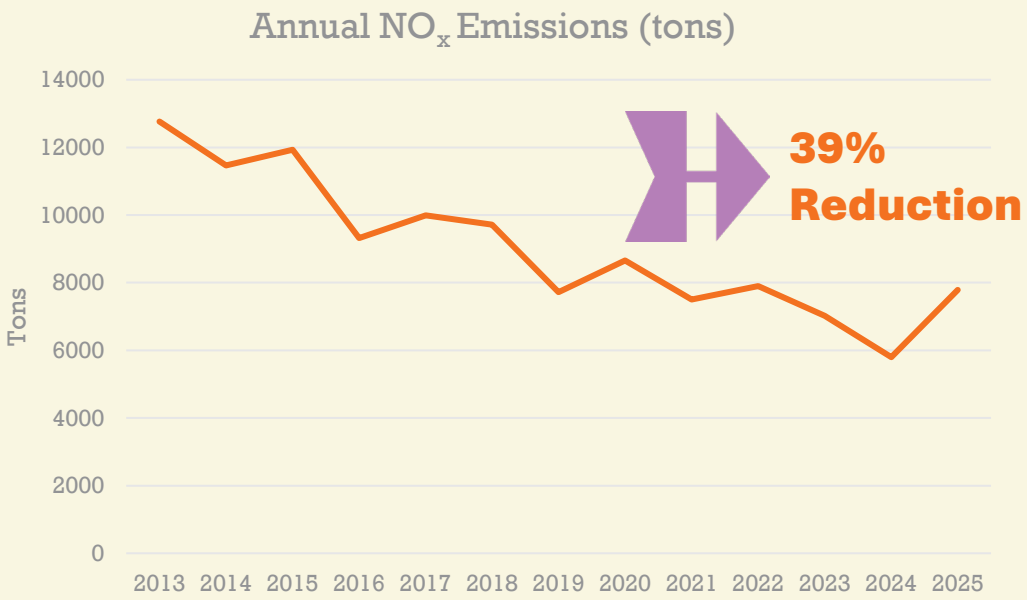
Annual NO_x Emissions (tons)
Tons
14000
12000
10000
8000
6000
4000
2000
0
2013 2014 2015 2016 2017 2018 2019 2020 2021 2022 2023 2024 2025
39% Reduction

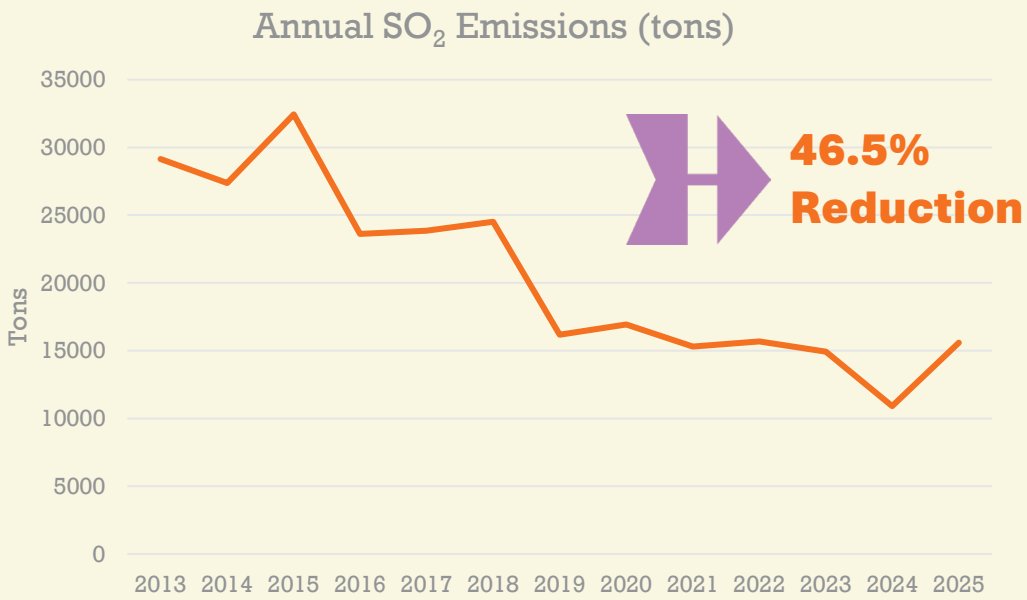
Annual SO_2 Emissions (tons)
Tons
35000
30000
25000
20000
15000
10000
5000
0
2013 2014 2015 2016 2017 2018 2019 2020 2021 2022 2023 2024 2025
46.5% Reduction

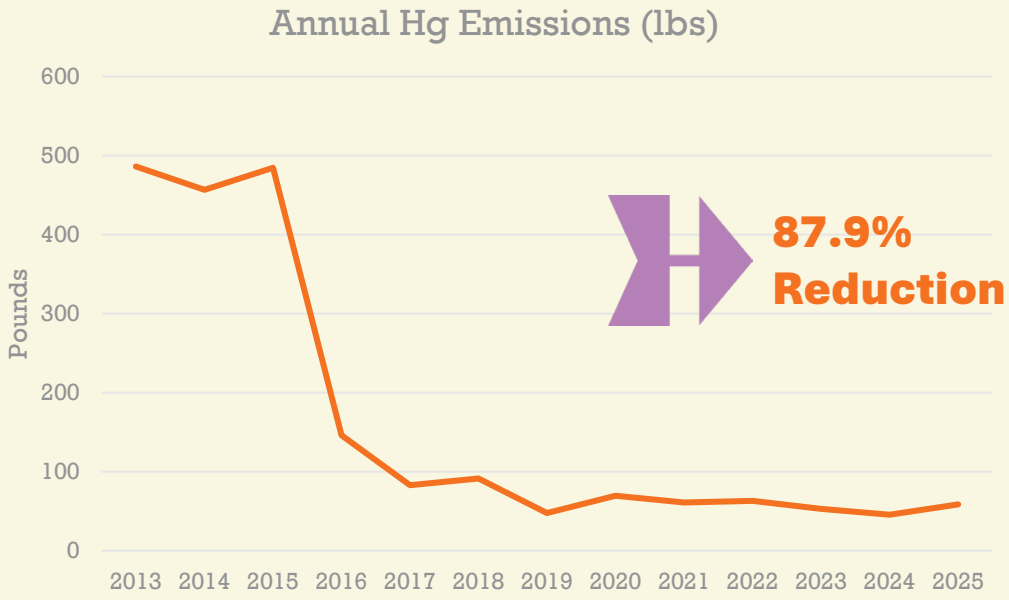
Annual Hg Emissions (lbs)
Pounds
600
500
400
300
200
100
0
2013 2014 2015 2016 2017 2018 2019 2020 2021 2022 2023 2024 2025
87.9% Reduction

ENVIRONMENTAL JUSTICE (EJ)

OPPD Staff at North Omaha Community Resource Fair

Environmental Justice is the fair, reasonable and nondiscriminatory distribution of resources, services, benefits and burdens, and includes striving toward the just treatment and meaningful involvement of our customer-owners.

ENGAGEMENT & ACTIVITIES

Permitting Actions | Policy Reviews | Speakers Bureau | Events & Open Houses | Community Resource Fairs | Weatherization Pop-Up | Omaha Earth Day | Involved in ISP planning and stakeholder engagement | Engaged with Dougals County Health Department for the DCPP

MAJOR PROJECTS

JTIQ, Grid Modernization, Arboretum to Midtown, Southeast Bellevue, Olde Town Bellevue, Cass County to N. City, CCS Expansion, TCS Expansion

PARTNERSHIPS

DCHD | Green Omaha Coalition | MAPA | Community Support Agencies | Omaha Public Schools | Greener Together Program | PF2050 | Advocacy Solutions | Government Affairs | Public Affairs | Corporate Communications | Sustainability & Environmental Affairs

8

- OPPD MUST MEET A VARIETY OF ENVIRONMENTAL REGULATORY REQUIREMENTS, INCLUDING THOSE OF THE USEPA, NDWEE, USFW, NGP, AND THE CITY OF OMAHA.
- UNDERWENT 16 DIFFERENT INSPECTIONS FROM EXTERNAL REGULATORS.
- SUPPORTED 9 INTERNAL ENVIRONMENTAL AUDITS.
- SUPPORTED THREE EPA INSPECTIONS AT OPPD FACILITIES.
- NO VIOLATION OF ENVIRONMENTAL PERMITS RESULTING IN FINES OR ENFORCEMENT ACTIONS.

8

- The annual assessments are meant to reflect areas outlined in the playbooks.
- Annual assessments take place in Q2 for all generating facilities and all major service centers.
- The environmental specialist assigned to each facility engages with each site manager to review the previous year and document improvements.
- The goal of the yearly assessment is to compare to prior year and identify gaps.
  - SMEs in SEA will then support improvements throughout the year
- The target goal is to attain an average 10% increase over the prior year.
- Increase across all facilities
  - Overall avg increase was 11.66%

Environmental Playbook Self-Assessment Results

		2025	2026
Generation	Cass County Station	74.78 %	78.26 %
	Jones Street Station	51.30 %	71.30 %
	Nebraska City Station	52.17 %	69.57 %
	North Omaha Station	52.17 %	65.65 %
	Sarpy County Station	60.00 %	73.91 %
	Standing Bear Lake Station	48.70 %	73.91 %
	Turtle Creek Station	64.35 %	78.26 %
Service Center	Elkhorn	48.26 %	53.04 %
	Omaha	50.87 %	53.91 %
	Papillion	46.52 %	53.04 %
	Syracuse	46.52 %	53.04 %

Note: This does not mean facilities are out of compliance with regulatory requirements.

RECOMMENDATION

The System Management Committee has reviewed and accepted this Monitoring Report for SD-7 and recommends that the Board find OPPD is taking reasonable and appropriate measures to comply with Board Policy SD-7.

Any reflections on

- What external developments could most affect our path toward our SD-7 goals?



Omaha Public Power District
BOARD OF DIRECTORS

Action Item

October 13, 2026

ITEM

SD-7: Environmental Stewardship – Monitoring Report

PURPOSE

To ensure full Board review, discussion and acceptance of SD-7: Environmental Stewardship.

FACTS

a. The first set of Board policies was approved by the Board on July 16, 2015. A second set of Board policies was approved by the Board on October 15, 2015. A third set of Board policies was approved by the Board on November 16, 2017.

b. Each policy was evaluated and assigned to the appropriate Board Committee for oversight of the monitoring process.

c. The System Management and Nuclear Oversight Committee is responsible for evaluating Board Policy SD-7: Environmental Stewardship on an annual basis.

d. The System Management and Nuclear Oversight Committee has reviewed SD-7: Environmental Stewardship as outlined in Exhibit A and is recommending that OPPD be found to be taking reasonable and appropriate measures to comply with the policy.

ACTION

The System Management and Nuclear Oversight Committee recommends Board approval of the SD-7: Environmental Stewardship – Monitoring Report.

RECOMMENDED:

Clifford V. Fleener
Vice President – Sustainability and Environmental Affairs

APPROVED FOR BOARD CONSIDERATION:

L. Javier Fernandez
President and Chief Executive Officer

Attachment: Exhibit A – Monitoring Report
Resolution